





















Scalabiscup 19 Santarém, Portugal, 4-6 July
Individual trampoline – U16 M – Qualification

						S1	S2	S3	S4	S5	S6	S7	S8	S9	S10	L	E	D	H	Time	Total	Score
1.	#0	XAVIER	Fontanillas	ESP, FCG	2004	2 5	3 4	2 4	2 3	4 6	3 4	4 5	3 6	3 5	2 6	0 2	17.2 15.0		9.50 9.80	16.480 15.365	43.180 53.265	96.445
2.	#0	JORGE	Cazorla	ESP, FMG	2004	1 4	2 6	2 5	3 4	4 7	4 4	3 5	2 7	2 6	2 7	1 4	17.4 14.1		9.40 8.70	16.290 15.235	43.090 51.335	94.425
3.	#31177	JOÃO	Duarte	POR, SCP		4 5	4 5	3 8	4 5	2 4	4 6	2 4	4 4	3 4	3 3	2 2	16.5 15.0		9.60 9.30	16.115 15.210	42.215 50.810	93.025
4.	#0	ALEJANDRO	Laprida	ESP, FCG	2003	4 7	3 5	2 7	4 5	4 6	3 6	5 6	3 4	3 6	4 6	4 2	16.0 14.0		9.20 8.50	16.245 15.035	41.445 49.635	91.080
5.	#0	SÉRGIO	Aniceto	POR, AGYM	2004	1 6	2 4	4 8	2 5	3 8	4 4	2 5	2 3	3 4	4 9	2 4	17.1 14.0		8.90 8.90	15.940 15.165	41.940 49.065	91.005
6.	#0	ALI	Waly	EGY, EGY	2003	2 6	2 4	2 6	2 7	4 8	4 6	2 8	3 6	2 6	4 8	0 2	17.3 13.3		9.60 9.30	14.575 13.695	41.475 45.295	86.770
7.	#0	JOEL	Savelainen	FIN, EsTT	2003	0 4	1 6	2 6	3 5	2 6	2 5	2 6	2 8	4 5	3 5	2 2	17.7 12.9		9.40 8.00	15.870 13.195	42.770 43.895	86.665
8.	#19717	GUILHERME	Ventura	POR, CEDF	2004	4 4	4 2	2 5	6 5	4 2	6 4	4 6	2 2	4 6	2 8	2 4	16.0 15.2		9.40 9.10	15.730 15.415	41.130 45.315	86.445
9.	#44236	MARTIM	Lavado	POR, AGDL	2004	2 6	2 4	2 8	4 4	4 6	4 5	5 4	6 3	4 4	6 8	4 4	15.7 14.4		8.30 9.20	13.980 14.130	37.980 47.430	85.410
10.	#0	MARCOS	Crespo	ESP, CDGAV	2004	6 8	6 9	6 10	6 8	6 8	5 6	4 9	4 8	3 8	4 8	2 7	14.8 11.7		9.80 9.30	14.335 13.675	38.935 46.275	85.210
11.	#41077	JORDAN	Laubscher	RSA, EGYM	2004	0 7	2 8	5 7	4 9	6 7	2 6	3 4	5 6	6 7	7 9	2 4	15.8 12.6		9.10 9.50	14.180 14.115	38.880 45.315	84.195
12.	#0	EGOR	Herrero	ESP, CDTA	2004	3 8	3 5	4 6	2 8	4 9	4 6	5 4	5 4	4 6	6 6	2 2	15.8 12.4		9.50 8.70	14.905 13.095	40.205 42.495	82.700
13.	#0	ADHAM	Elbatran	EGY, EGY	2003	2 6	2 8	3 9	4 9	3 9	6 5	6 6	4 10	4 6	4 9	2 3	16.0 12.0		9.50 9.00	14.380 13.545	39.880 42.245	82.125
14.	#0	NICOLÁS	López	ESP, FGCLM	2004	4 7	5 6	5 4	6 6	6 9	6 6	6 8	6 7	5 7	5 9	4 3	14.2 12.8		9.80 9.50	13.470 13.385	37.270 42.585	79.855

						S1	S2	S3	S4	S5	S6	S7	S8	S9	S10	L	E	D	H	Time	Total	Score
15.	#0	RODRIGO	Sousa	 POR, CEDF	2004	3	6	4	6	9	8	7	7	8	5	2	13.5	-2.0	9.20	13.545	34.245	75.070
						3	5	6	7	7	6	8	5	6	6	2	13.9	3.9	9.40	13.625	40.825	
16.	#31090	JOÃO	Lobo	 POR, AGDL	2004	3	4	4	6	6	5	6					10.6		6.60	10.185	27.385	72.620
						6	6	5	5	4	4	6	6	6	7	4	14.1	7.8	9.20	14.135	45.235	
17.	#0	OMAR	Hussein	 EGY, EGY	2003	6	5	5	6	5	6	8					9.9		6.90	10.100	26.900	71.235
						6	6	6	5	6	6	5	4	7	8	4	13.7	6.6	9.40	14.635	44.335	
18.	#0	DIOGO	Palma	 POR, CCRAM	2003	5	6	5	6	8	10	9					9.1		6.40	10.575	26.075	69.335
						7	8	6	8	8	8	8	7	8	8	4	12.0	8.4	8.50	14.360	43.260	
19.	#41079	GONÇALO	Alves	 SUI, ACVG	2004	1	0	2	2	3	3	0	2	2	4	2	17.9		8.80	16.680	-0.2 → 43.180	68.840
						4	6	4	4	4							7.8	5.8	4.30	7.960	-0.2 → 25.660	
20.	#0	LEONARDO	Dias	 POR, AGSi		4	4	2	4	5	6	6	6	6	5	0	15.2		8.80	14.850	38.850	68.260
						6	6	7	4	7	8						8.2	6.9	5.40	8.910	29.410	
21.	#41809	CARLOS	Del Ser	 ESP, CDGAV	2003	5	4	6	4	4	6	6	6	4	5	1	14.9		9.60	15.145	39.645	68.015
						7	6	6	6	6	8						8.1	6.3	5.10	8.870	28.370	
22.	#0	ANDRÉ	Dias	 POR, CEDF	2003	5	4	5									4.6		2.80	5.205	12.605	62.945
						6	4	6	6	4	4	4	5	5	6	4	14.6	10.8	9.20	15.740	50.340	
23.	#32841	PEDRO	Ferreira	 POR, LGC	2004	2	3	2	0	3	6	6	5	8	6	2	15.7		9.50	14.755	39.955	62.280
						8	8	8	5	5							6.6	4.0	4.20	7.525	22.325	
24.	#0	MANUEL	Malo	 ESP, CDTA	2003	2	2	6	6	6	4	4	2	3	6	2	15.7		8.80	15.800	40.300	60.525
						6	3	6	8								5.7	4.8	3.50	6.225	20.225	
25.	#48316	SIMÃO	Brito	 POR, LGC	2003	0	2	2	2	4	6	2	1	2	4	2	17.3		9.00	16.410	42.710	57.870
						6	4	5									4.5	3.4	2.50	4.760	15.160	
26.	#0	ZAK	Perzamanos	 GBR, GBR	2003	1	1	2	2	2	2	2	0	3	3	0	18.2		9.40	17.230	44.830	56.890
						5	6										2.9	3.8	1.90	3.460	12.060	
27.	#24955	HECTOR	Sanchez	 ESP, CGB	2004	2	3	1	4	5	5	2	4	4	6	20	14.4		9.10	15.470	38.970	49.700
						6	7										2.7	3.1	1.80	3.330	-0.2 → 10.730	
28.	#0	BRUNO	Catarino	 POR, GCM	2004	1	2	3	4	4	4	4	1	2	4	4	16.7		9.30	15.240	41.240	46.515
						5											1.5	1.5	0.80	1.475	5.275	
29.	#31112	IGOR	Polenta	 ITA, SSDGO	2003	6	6	8	8	9							6.3		4.20	7.395	17.895	27.920
						6	9										2.5	2.5	1.90	3.125	10.025	
30.	#0	RODRIGO	Sabido	 POR, AGSi																	DNS	0
																					DNS	

	S1	S2	S3	S4	S5	S6	S7	S8	S9	S10	L	E	D	H	Time	Total	Score
--	----	----	----	----	----	----	----	----	----	-----	---	---	---	---	------	-------	-------

30.	#41111	AFONSO	Balrôa		POR, GMNA	2003											DNS	0
																	DNS	
30.	#42750	RAQUEL	Furtado		POR, AGS	2004											DNS	0
																	DNS	

Generated by sporttech.io official scoring system at **Jun 25, 2019 10:32:49 PM**. Live results at www.sporttech.io/explore.



© 2013–2019



[Contact us](#)