








































Scalabiscup 19 Santarém, Portugal, 4-6 July
Individual trampoline – OPEN M – Qualification

						S1	S2	S3	S4	S5	S6	S7	S8	S9	S10	L	E	D	H	Time	Total	Score
1.	#0	BENNY	Wizani	AUT, AUT	2001	0 4	0 5	0 4	2 4	1 4	2 4	2 4	2 4	2 6	4 5	4 3	18.1 15.3	5.2 16.2	9.90 9.20	18.220 16.450	51.420 57.150	108.570
2.	#0	RHYS	Northover	GBR, GBR	2000	2 4	2 6	2 6	2 6	3 6	4 4	2 6	4 6	4 6	4 6	0 2	17.1 14.2	5.6 15.6	9.70 9.30	17.435 16.315	49.835 55.415	105.250
3.	#0	JORGE	Martín	ESP, FMG	1998	1 6	1 7	2 10	2 8	2 8	4 8	4 6	4 4	4 5	8 6	2 0	16.6 13.2	5.9 15.5	9.70 9.10	18.215 16.050	50.415 53.850	104.265
4.	#24959	GONÇALO	Martins	POR, APAGL		0 4	1 4	2 4	2 5	2 4	2 4	2 5	2 4	4 4	4 6	4 4	17.5 15.2	4.4 14.6	9.50 9.90	16.995 15.985	48.395 55.685	104.080
5.	#31144	RUBEN	Tavares	POR, AGSi		1 4	2 6	0 7	2 7	2 6	3 6	4 6	4 6	4 6	5 6	3 2	17.0 13.8	5.2 16.0	9.00 9.60	17.025 16.205	48.225 55.605	103.830
6.	#14112	VITALY	Krivosos	RUS, RUS	1997	4 4	0 2	2 4	1 4	2 6	0 5	2 7	0 3	2 4	4 4	1 0	18.2 15.7	4.4 12.8	9.10 9.10	17.360 16.645	49.060 54.245	103.305
7.	#0	BENJAMIN	Watts	GBR, GBR	1999	0 4	1 6	0 4	2 6	3 6	2 5	2 8	4 6	5 6	6 6	2 2	17.3 14.1	5.2 13.7	9.50 9.00	17.380 16.525	49.380 53.325	102.705
8.	#0	PETER	Buravytskiy	GBR, GBR	2001	0 6	0 8	1 5	2 4	2 4	2 6	4 5	3 4	4 6	4 4	2 2	17.6 14.6	3.8 14.4	9.70 9.10	17.045 16.160	48.145 54.260	102.405
9.	#42676	LUCAS	Santos	POR, AGS	2002	0 4	2 6	2 4	2 4	2 6	1 8	4 8	4 6	3 6	6 7	1 5	17.3 13.6	5.4 14.3	9.10 9.20	17.475 15.745	49.275 52.845	102.120
10.	#60828	SIMON	Progin	SUI, SUI	1990	3 5	2 6	1 5	2 4	2 4	2 6	2 6	4 8	4 6	6 6	20 20	15.2 12.4	5.6 16.5	9.50 9.40	17.360 15.870	47.660 54.170	101.830
11.	#0	MIGUEL	Magalhães	POR, SCP		1 6	4 8	2 6	5 6	6 6	5 5	6 6	6 6	4 6	4 6	2 2	15.5 13.7	5.2 15.4	9.40 9.00	16.990 16.300	47.090 54.400	101.490
12.	#0	TIM- OLIVER	Gesswein	GER, MTVS	1996	2 4	2 8	2 8	4 8	2 6	4 6	6 6	6 8	4 6	6 5	2 4	16.0 13.1	5.6 15.4	9.20 9.00	16.915 15.925	47.715 53.425	101.140
13.	#28979	MARIO	Bruno	CAN, CAN	1996	2 5	2 5	2 6	6 4	4 6	2 8	2 8	2 8	6 6	8 8	4 1	16.0 13.5	5.8 14.8	9.30 9.00	16.465 15.695	47.565 52.995	100.560
14.	#42747	NIKLAS	Fröschl	AUT, AUT	1997	1 4	6 6	4 6	4 8	4 8	2 5	3 6	4 8	4 8	4 10	2 2	16.2 12.9	4.6 14.5	9.20 9.50	17.150 16.340	47.150 53.240	100.390

					S1	S2	S3	S4	S5	S6	S7	S8	S9	S10	L	E	D	H	Time	Total	Score
15.	#32931	DIOGO Santos	 POR, SCP		1 6	2 4	2 6	4 6	4 6	4 6	4 6	4 4	2 4	4 8	4 2	16.5 14.2	4.2 12.7	9.30 9.10	17.525 16.315	-0.2 → 47.325 52.315	99.640
16.	#32928	JOÃO Félix	 POR, SAR	2001	2 4	2 6	2 8	6 6	4 8	4 8	7 7	5 6	8 6	8 8	4 2	14.8 13.1	4.2 14.6	9.60 9.20	17.135 16.100	45.735 53.000	98.735
17.	#0	DIOGO Martins	 POR, SCP		2 4	3 5	2 4	4 6	4 6	4 5	4 4	4 5	4 4	4 7	4 4	16.1 14.6	3.4 11.8	9.50 9.10	17.110 16.540	46.110 52.040	98.150
18.	#0	SEBASTIAN Raschke	 BEL, TGG	1999	4 8	5 6	6 6	2 4	6 10	6 8	4 6	2 4	4 6	6 6	4 2	15.1 13.4	6.7 11.5	9.40 8.80	16.710 16.455	47.910 50.155	98.065
19.	#41077	EGOR Glushenko	 RUS, RUS	2002	4 4	2 4	3 5	4 4	2 6	1 6	3 6	2 5	4 6	4 10	4 20	16.7 12.4	4.8 13.5	9.30 8.90	16.645 15.500	47.445 50.300	97.745
20.	#0	MOHAB Hassan	 EGY, EGY	1998	6 4	6 4	4 4	3 4	5 6	4 4	6 8	4 6	6 6	7 6	4 0	14.5 14.8	5.8 12.1	9.40 9.00	15.485 14.740	45.185 50.640	95.825
21.	#45558	SEBASTIAN Neuwirth	 AUT, AUT	1999	1 4	2 5	4 6	2 8	4 6	3 6	4 8	6 4	8 6	4 6	0 0	16.2 14.1	3.1 11.0	9.10 9.60	16.415 16.090	44.815 50.790	95.605
22.	#41079	MIKHAIL Seitov	 RUS, RUS	2002	5 6	2 4	4 7	4 5	4 4	2 6	6 6	4 6	4 6	5 5	2 2	15.8 14.3	4.3 11.8	9.60 9.40	15.500 14.680	45.200 50.180	95.380
23.	#0	SEIF Sherif	 EGY, EGY	1995	4 6	2 6	4 6	6 6	6 6	4 4	8 6	6 8	8 7	6 10	0 0	14.6 13.5	6.0 12.7	9.00 8.70	14.905 14.270	44.505 49.170	93.675
24.	#0	ALEX Bradshaw	 GBR, GBR	1999	4 6	4 6	5 6	4 6	4 4	4 6	4 6	2 6	4 6	4 6	1 6	16.0 11.4	5.4 12.7	9.20 7.30	16.900 13.540	47.500 44.940	92.440
25.	#0	ALEJAN- DRO	 ESP, CGB	1999	1 4	4 6	2 4	2 6	2 6	4 5	4 6	4 6	6 6	2 6	2 6	16.3 10.3	5.8 10.9	9.70 6.40	17.495 11.630	49.295 -0.6 → 38.630	87.925
26.	#24959	HENRIQUE Moreira	 POR, AGS	2001	2 6	4 8	2 10	4 8	3 8	3 6	6 8	6 6	5 5	8 8	2 2	15.5 8.6	5.6 10.3	9.10 6.60	16.550 11.220	46.750 36.720	83.470
27.	#31066	KIRILL Kharkovskiy	 RUS, RUS	1998	2 5	2 2	2 6	4 4	4 4	2 7	2 7	2 7	4 4			15.6 10.5	3.2 9.3	8.20 6.50	15.890 12.215	42.890 38.515	81.405
28.	#0	ALEXAN- DER	 CUB, CUB	2001	2 4	2 8	3 7	4 8	4 10	4 6	4 9	4 4	4 4			14.9 8.8	3.8 10.9	8.70 6.30	15.600 11.170	43.000 37.170	80.170

						S1	S2	S3	S4	S5	S6	S7	S8	S9	S10	L	E	D	H	Time	Total	Score	
29.	#70624	RICARDO	Santos	 POR, GCST	1992	0 4	0 4	2 6	2 2	0 8	0	2	2	4	6	2	18.0 7.6	5.0 7.9	9.10 4.40	18.095 8.705	50.195 28.605	78.800	
30.	#42745	SAFWANE	Salhi	 BEL, TGG	2001	4 4	6 4	4 4	3 6	4 10	4 10	4	3	4	6	2	15.6 8.2	6.5 7.5	9.30 5.60	15.845 9.810	47.245 31.110	78.355	
31.	#0	YOUSEEF	Selim	 EGY, EGY	2001	4 6	6 6	8 6	6 6	6 6	6 6	7 6	6 6	6 8	6	2	13.7 12.4	1.9 5.0	9.30 8.60	12.935 11.685	37.835 37.685	75.520	
32.	#0	TERESY	Douglas Pérez	 CUB, CUB	2000	3 6	6 8	4 8	4 8	4 10	4 10	6	6	6	8	20	12.9 7.0	5.4 8.8	9.30 5.10	16.810 9.895	44.410 30.795	75.205	
33.	#60829	PEDRO	Ferreira	 POR, SCP		0 4	0 4	2 4	1	2	0	2	2	4	4	4	17.9 4.8	5.4 5.5	9.40 2.80	17.685 5.320	50.385 18.420	68.805	
34.	#107520	TIAGO	Pereira	 POR, GMNA	1995	2 5	4 6	2 8	4	4	8	4	4	4	6	4	15.4 4.1	6.2 5.1	9.60 2.70	16.245 4.770	47.445 16.670	64.115	
35.	#44655	TREVOR	Stirling	 CAN, CAN	1995	0 5	0 6	2 8	2	2	2	4	6	4	4	0	17.4 4.1	5.0 4.9	8.90 2.50	16.080 4.970	47.380 16.470	63.850	
36.	#0	MIGUEL	Valencia	 PER, PER	1996	2 8	4 8	3 6	6 6	7 8	8 8	10	10	8			12.2 7.6	1.6 5.6	7.80 5.10	13.550 9.165	35.150 27.465	62.615	
37.	#0	DAVID	Vega	 ESP, FCG	1998	5 5	4 4	4	2	3	2	2	2	2	7	1	16.6 3.1	6.5 3.6	9.20 1.90	17.225 3.555	49.525 12.155	61.680	
38.	#34064	TOBIAS	Neuberger	 AUT, AUT	1998	0 8	2 8	4 8	4 6	8	6	7	5	6			13.8 5.0	2.5 5.6	7.90 3.50	14.405 6.210	38.605 20.310	58.915	
39.	#13783	DIOGO	Cabral	 POR, AAE	1999	10 7		10	10	6	6	8	6	8	8	6	4	1.0 12.1	2.2 15.4	0.90 8.90	1.695 15.925	5.795 52.325	58.120
40.	#55027	LOAN	Bruhin	 SUI, SUI	2001	1 4	1	0	3	2	2	4	4	4	6	2	17.1 1.6	5.8 2.0	9.20 0.80	17.145 1.820	49.245 6.220	55.465	
41.	#0	ROBERT	Vilarasau	 ESP, FCG	2011	1 2	2 4	2 4	3 5	4 4							8.8 8.1	2.5 8.6	4.60 4.60	9.120 8.795	25.020 30.095	55.115	
42.	#29236	EMILE	Chateauvert	 CAN, CAN	2020	3 6	4 8	4 6	5 6	6	6	5					10.7 5.4	1.6 6.3	6.70 3.50	11.650 6.685	30.650 21.885	52.535	
43.	#33798	BRUNO	Oliveira	 POR, AAE	1998	2 8	4	4	4	4	4	4	4	5	6	2	15.7 1.2	3.5 1.5	9.10 0.09	16.620 1.645	44.920 4.435	49.355	

						S1	S2	S3	S4	S5	S6	S7	S8	S9	S10	L	E	D	H	Time	Total	Score
44.	#0	KHALED	Hussein	 EGY, EGY	2001	6 8	3	6	4	8	4	6	6	6	8	4	13.9 1.2	5.1 1.7	8.90 0.70	15.450 1.660	43.350 5.260	48.610
45.	#11240	DANIEL	Perez Morales	 ESP, XP	1991																DNS DNS	0
45.	#0	MIGUEL	Valencia	 PER, PER	1996																DNS DNS	0
45.	#24683	HUGO	Martin	 ESP, CDTA	1998																DNS DNS	0
45.	#55030	TIAGO	Costa	 POR, SCP																	DNS DNS	0
45.	#0	JAIME	Ponce	 ESP, FG- CLM	1992																DNS DNS	0
50.	#44360	DUARTE	Fernandes	 POR, SCP		2 5	4 7	4 6	6 7	4 7	5 6	4 8	3 8	4 7	6 7	3 4	15.5 12.8	2.5 14.2	9.70 8.80	16.645 14.970	44.345 50.770	95.115
51.	#0	HARRISON	Tullberg	 AUS, OTC	1995	8 10	8 10	6 10	4 10	4 10	8 10	10 10	8 10	10 10	10 10	0	12.4 9.0	5.1 8.8	9.70 8.00	14.570 12.205	41.770 38.005	79.775

Generated by sporttech.io official scoring system at Jul 3, 2019 5:22:16 PM. Live results at www.sporttech.io/explore.

