



Scalabiscup 19 Santarém, Portugal, 4-6 July
Individual trampoline – U12 F – Qualification






					S1	S2	S3	S4	S5	S6	S7	S8	S9	S10	L	E	D	H	Time	Total	Score	
1.	#0	LEONOR	Grulha	POR, AGSi	4	2	3	2	2	4	3	1	2	3	3	17.1		9.50	13.335	39.935	84.425	
					6	4	5	6	4	3	5	5	5	8	4	14.5	8.1	9.10	12.790	44.490		
2.	#0	ELENI-RAFAILIA	Iltsoú	GRE, ATTC	2007	2	4	4	2	2	4	4	2	4	4	0	16.8		9.80	12.575	39.175	83.200
						5	3	4	5	4	4	3	3	7	0	15.8	6.3	9.80	12.125	44.025		
3.	#0	LUCIA	Gil	ESP, FMG	2007	6	3	4	6	4	4	3	5	6	1	15.4		9.60	13.540	38.540	83.040	
						6	4	5	4	4	6	6	6	4	6	5	14.4	7.6	9.30	13.200	44.500	
4.	#0	IIRIS	Koivusalo	FIN, EsTT	2007	2	3	5	3	7	5	4	4	3	4	3	15.7		9.40	13.670	38.770	82.740
						6	6	6	8	4	4	5	4	9	7	0	14.1	7.6	8.80	13.470	43.970	
5.	#0	TERESA	Valente	POR, GSC		4	2	2	3	3	4	4	3	1	2	4	16.8		9.70	12.430	38.930	82.475
						4	3	3	4	4	4	0	2	4	6	4	16.2	5.6	9.40	12.345	43.545	
6.	#0	ESTER	Landucci	ITA, SGE1897	2008	4	2	1	0	4	0	2	2	3	5	0	17.7		9.50	12.390	39.590	82.160
						3	3	2	2	2	2	2	2	4	4	0	17.4	3.8	9.30	12.070	42.570	
7.	#0	ANNA	Odaiini	POR, GSC		5	3	2	3	4	5	3	2	3	4	0	16.6		9.90	12.380	38.880	81.405
						4	5	4	6	3	2	4	5	4	5	0	15.8	5.7	9.10	11.925	42.525	
8.	#0	INÊS	Nunes	POR, LGC	2008	5	5	4	3	3	2	4	4	0	3	4	16.3		9.10	12.610	38.010	81.170
						6	4	0	3	5	4	4	1	4	4	2	16.3	4.7	9.70	12.460	43.160	
9.	#0	M ^a EDUARDA	Silva	POR, AGDL	2007	4	4	0	2	4	4	6	3	3	10	0	16.0		9.40	13.225	-2.0 → 36.625	80.865
						4	3	4	4	5	6	4	5	3	5	1	15.6	5.6	9.70	13.340	44.240	
10.	#0	KHADIJA	Mohamed	EGY, EGY	2008	4	3	3	4	2	2	2	1	5	4	0	17.0		9.70	12.155	38.855	80.240
						5	4	3	4	6	6	4	6	5	4	0	15.3	5.5	9.10	11.485	41.385	
11.	#0	IRIS	Camarasa	ESP, FGCLM	2007	3	3	2	2	1	2	3	3	4	4	0	17.3		9.60	12.585	39.485	80.240
						3	3	6	5	4	6	2	4	4	7	20	13.6	6.0	9.00	12.155	40.755	
12.	#0	ALYA	Elsergany	EGY, EGY	2008	4	4	5	6	3	2	4	2	4	6	0	16.0		9.40	12.580	37.980	80.185
						3	5	6	5	7	5	5	5	4	7	0	14.8	5.4	9.80	12.205	42.205	
13.	#0	GIULIA	Bora	ITA, ASDGGA	2008	4	3	4	4	4	5	5	5	4	7	0	15.5		9.30	12.100	36.900	80.135
						4	4	4	2	4	5	4	2	5	5	0	16.1	4.4	9.60	13.135	43.235	
14.	#0	CANDELA	Ferrero	ESP, FMG	2008	3	4	3	4	4	1	5	2	3	2	0	16.9		9.20	11.400	37.500	79.565
						4	4	1	5	3	4	5	4	4	6	4	15.6	5.3	9.70	11.465	42.065	
15.	#0	CARLA	Medina	ESP, FMG	2008	4	6	4	5	5	1	4	2	1	2	0	16.6		9.80	11.330	37.730	79.355
						4	2	0	2	5	4	7	5	4	10	4	15.3	5.8	9.50	11.025	41.625	

						S1	S2	S3	S4	S5	S6	S7	S8	S9	S10	L	E	D	H	Time	Total	Score
16.	#0	EMMA	Gianni	 ITA, SGE1897	2008	3	2	2	1	5	4	6	2	4	8	0	16.3		8.70	12.615	37.615	79.265
						4	4	3	3	5	4	6	2	4	6	0	15.9	3.8	9.60	12.350	41.650	
17.	#23407	ANNA	Likonina	 POR, AGSi		5	3	3	6	5	4	2	3	3	4	0	16.2		9.50	11.515	37.215	79.195
						7	5	4	6	3	8	3	2	4	6	0	15.2	5.6	9.80	11.380	41.980	
18.	#0	ADRIANA	Tudela	 ESP, FMG	2007	5	4	4	5	5	3	6	3	3	2	0	16.0		9.20	12.055	37.255	78.345
						6	6	2	4	6	5	5	4	6	9	4	14.3	5.7	9.10	11.990	41.090	
19.	#23380	BÁRBARA	Correia	 POR, AGSi		5	5	2	5	6	3	4	4	6	6	1	15.3		9.90	11.560	36.760	78.265
						4	4	2	4	4	3	6	6	3	8	1	15.5	4.6	9.90	11.505	41.505	
20.	#0	ADA	Lumme	 FIN, EsTT	2007	5	7	4	4	4	5	6	4	3	8	6	14.4		9.10	12.780	36.280	78.190
						6	6	4	4	5	5	4	3	3	7	3	15.0	4.8	9.70	12.410	41.910	
21.	#33630	MANON	Roux	 SUI, ACVG	2009	6	5	6	4	2	2	2	0	4	4	0	16.5		9.40	11.770	37.670	77.660
						5	7	6	8	3	2	3	0	5	5	0	15.6	3.6	9.10	11.690	39.990	
22.	#24948	MARIA	Marques	 POR, AGDL	2007	5	4	4	4	5	3	4	6	4	5	2	15.4		9.90	12.135	37.435	77.490
						5	6	4	4	5	2	4	5	5	6	1	15.3	3.4	9.50	11.855	40.055	
23.	#0	ANGELINA	Gavarane	 LAT, BJC	2007	6	6	4	6	7	8	7	5	5	9	4	13.3		9.30	13.155	35.755	77.345
						8	6	8	9	8	10	9	6	8	8	4	11.6	8.4	8.80	12.790	41.590	
24.	#0	RODI	Oikonomou	 GRE, ATTC	2009	4	1	4	2	4	3	4	4	1	3	3	16.7		9.50	10.510	36.710	77.305
						6	2	3	3	2	4	4	3	2	3	0	16.8	4.2	9.40	10.195	40.595	
25.	#62647	MATILDE	Oliveira	 POR, AGCM	2007	6	4	5	4	4	4	5	4	4	6	4	15.0		10.00	11.260	36.260	77.270
						6	4	7	4	6	4	6	5	4	5	5	14.4	5.6	9.50	11.510	41.010	
26.	#0	MATILDE	Vicente	 POR, AACo	2007	5	6	6	3	4	3	4	6	7	6	0	15.0		9.40	12.535	36.935	76.745
						5	6	8	5	5	7	7	4	7	8	0	13.8	5.0	8.80	12.210	39.810	
27.	#0	PILAR Mª	Soriano	 ESP, FGCLM	2008	5	4	4	4	3	2	3	3	6	9	2	15.5		9.90	10.985	36.385	76.675
						5	4	3	4	5	3	4	4	6	10	0	15.2	4.5	9.30	11.290	40.290	
28.	#31089	JOANA	Coelho	 POR, AACo	2007	6	5	3	5	4	4	7	6	6	5	2	14.7		9.20	11.875	35.775	76.420
						7	5	2	3	5	6	4	2	5	5	2	15.4	3.5	9.60	12.145	40.645	
29.	#0	ADRIANA	López	 ESP, FGCLM	2007	3	2	5	6	5	4	5	2	6	6	0	15.6		9.70	10.055	35.355	76.365
						6	2	4	5	6	5	5	5	2	4	0	15.6	5.0	9.60	10.810	41.010	
30.	#55033	CAMILLE	Gram	 BEL, TGG	2007	6	6	6	5	6	5	7	4	2	2	0	15.1		9.70	11.955	36.755	76.265
						5	7	7	7	6	7	6	8	8	8	0	13.1	5.9	9.50	11.010	39.510	
31.	#41290	MARIA	Margalha	 POR, SAR	2008	6	5	4	5	3	3	2	4	5	6	5	15.2		9.60	12.450	37.250	76.235
						6	7	4	4	7	4	3	3	4	6	0	15.2	1.6	9.70	12.485	38.985	
32.	#0	ANDREIA	Serrano	 POR, AGS	2007	5	4	3	6	5	4	4	4	4	5	4	15.2		9.70	12.730	37.630	75.915
						6	7	6	6	4	3	3	4	5	0	0	15.6	3.0	8.40	11.285	38.285	

						S1	S2	S3	S4	S5	S6	S7	S8	S9	S10	L	E	D	H	Time	Total	Score
33.	#40968	DIANA	Silva	 POR, AGS	2007	7 6	7 6	3 4	2 6	3 8	6 7	7 7	6 4	5 6	6 7	4 0	14.4 13.9		9.80 9.80	12.350 11.920	36.550 39.320	75.870
34.	#0	INÊS	Carvalho	 POR, AGSi		5 5	5 6	3 4	4 7	3 7	2 8	3 8	5 6	6 7	6 10	2 3	15.6 12.9		9.90 9.30	11.650 11.735	37.150 38.535	75.685
35.	#23852	ÍRIS	Gonçalves	 POR, AGSi		6 7	5 5	3 3	6 6	6 5	4 4	2 4	4 5	2 4	3 9	1 1	15.8 14.7		9.80 9.40	11.230 10.635	36.830 38.735	75.565
36.	#29236	INÊS	Correia	 POR, GCM	2010	6 6	4 5	3 4	2 5	4 4	6 6	7 6	3 6	4 5	3 4	0 6	15.8 14.3		9.60 9.40	11.035 11.515	36.435 39.115	75.550
37.	#0	LUCIA	Ferrero	 ESP, CGB	2007	4 7	6 6	4 4	6 6	4 6	5 5	8 8	5 8	7 7	6 8	1 0	14.4 13.5		9.30 9.30	12.340 11.995	36.040 39.495	75.535
38.	#0	MADALENA	Mamisashvili	 POR, AGS	2008	6 7	6 6	4 5	6 6	3 3	3 3	5 4	4 4	5 5	5 5	0 3	15.3 14.9		9.60 9.70	11.145 11.585	36.045 39.185	75.230
39.	#44670	JORA	Wouters	 BEL, TGG	2007	6 4	6 8	5 6	5 5	6 6	6 8	7 8	5 7	4 8	4 7	4 6	14.2 12.7		9.60 8.90	12.825 11.775	36.625 38.575	75.200
40.	#67521	AMÉLIA	Wattiez	 BEL, TGG	2008	5 5	5 6	3 8	5 9	5 5	4 6	6 7	5 5	3 7	3 9	0 1	15.6 13.2		9.90 9.60	10.580 10.085	36.080 38.885	74.965
41.	#0	MARGARIDA	Argel	 POR, GMNA	2007	6 6	6 8	6 4	8 6	6 6	5 8	6 5	4 7	6 7	6 9	2 4	13.9 13.0		9.60 9.30	12.415 11.910	35.915 38.710	74.625
42.	#23988	MARIA	Brito	 POR, CEDF	2007	5 7	4 8	4 4	6 8	8 7	5 6	8 4	6 6	6 6	10 8	0 0	13.8 13.6		9.50 9.80	11.615 11.610	34.915 39.510	74.425
43.	#0	MARIA	Dias	 POR, AACo	2007	5 7	4 5	5 4	4 4	5 6	4 6	6 4	6 4	7 8	6 8	5 2	14.3 14.2		9.30 9.20	11.965 11.475	35.565 38.375	73.940
44.	#53310	SIMONE	Amorim	 POR, GAC	2009	6 5	5 5	5 4	3 4	2 3	8 6	8 7	2 2	6 6	7 6	0 1	14.8 15.1		9.80 9.40	10.765 10.970	35.365 38.270	73.635
45.	#43989	FARAH	Elsayed	 EGY, EGY	2007	5 5	6 6	6 7	6 9	4 8	4 8	4 8	2 4	5 6	4 7	0 0	15.4 13.2		9.70 9.40	10.815 10.350	35.915 37.650	73.565
46.	#0	BELÉN	Sánchez	 ESP, FGCLM	2010	4 4	5 4	2 2	2 2	3 3	4 4	5 4	1 1	2 2	5 0	2 0	16.5 15.4		9.60 8.70	10.485 10.375	36.585 36.775	73.360
47.	#41305	RITA	Gama	 POR, LGC	2008	5 6	4 8	4 4	3 8	2 6	4 8	5 10	6 4	2 7	4 0	6 0	15.5 13.9		9.70 8.40	11.840 10.090	37.040 36.290	73.330
48.	#0	FILIPA	Fazenda	 POR, APAGL		6 5	4 3	2 2	5 4	5 6	4 5	6 2	4 2	5 7	2 0	3 0	15.4 14.4		9.60 8.50	12.030 10.620	37.030 36.220	73.250
49.	#48052	MATILDE	Branco	 POR, GAC	2008	6 6	4 6	4 4	4 4	6 4	6 7	6 8	5 5	6 7	7 8	2 1	14.4 14.0		10.00 9.90	10.852 10.880	35.252 37.780	73.032

						S1	S2	S3	S4	S5	S6	S7	S8	S9	S10	L	E	D	H	Time	Total	Score
50.	#0	TALIA	Elgezery	 EGY, EGY	2007	6	4	6	7	4	4	3	2	5	4	0	15.5		9.20	10.955	35.655	72.980
						6	10	6	5	7	6	5	4	8	8	4	13.1	4.1	9.60	10.525	37.325	
51.	#23366	BIANCA	Lopo	 POR, AGS	2007	7	6	4	7	7	4	4	4	5	6	1	14.5		9.80	10.520	34.820	72.345
						7	6	4	7	8	4	6	4	5	6	0	14.3	3.3	9.40	10.525	37.525	
52.	#46674	RAQUEL	Alipio	 POR, GSC		6	7	4	7	3	7	4	5	5	6	0	14.6		9.40	10.410	34.410	72.255
						7	7	2	2	9	3	5	3	5	7	0	15.0	2.9	9.40	10.545	37.845	
53.	#656990	LEONOR	Quitério	 POR, AGS	2010	5	4	6	5	3	4	2	5	5	8	4	14.9		9.70	10.665	35.265	72.220
						6	4	3	4	4	6	8	7	6	6	4	14.2	2.4	9.60	10.755	36.955	
54.	#0	FRANCISCA	Moura	 POR, AACo	2007	6	5	4	3	4	5	8	8	8	10	4	13.5	-2.0	9.20	11.890	32.590	71.860
						6	7	4	4	6	7	6	6	7	6	1	14.0	3.5	9.10	12.670	39.270	
55.	#0	LARA	Louro	 POR, GCO	2007	8	8	3	4	4	4	7	6	7	6	4	13.9		9.20	10.570	33.670	71.735
						8	7	3	3	2	4	6	4	3	10	3	14.7	2.6	9.60	11.165	38.065	
56.	#0	MATILDE	Paveia	 POR, GCS	2008	8	6	4	8	7	4	6	8	4	4	0	14.1		9.20	11.085	34.385	71.715
						7	6	4	8	7	5	7	8	3	6	5	13.4	3.3	9.60	11.030	37.330	
57.	#29235	CAROLINA	Almeida	 POR, CCRAM	2007	8	7	4	3	5	8	6	8	6	8	1	13.6		9.90	11.265	34.765	71.595
						8	8	4	3	6	8	5	7	7	10	2	13.2	3.0	9.40	11.230	36.830	
58.	#444494	MADALENA	Pinheiro	 POR, AGS	2010	7	7	4	6	3	4	2	6	6	8	3	14.4		9.20	10.725	34.325	71.200
						5	7	6	8	4	4	2	6	5	7	4	14.2	3.0	9.20	10.475	36.875	
59.	#0	MARIANA	Fernandes	 POR, GSC		8	6	7	4	7	4	4	7	6	7	3	13.7		9.10	9.755	32.555	70.705
						6	4	4	2	2	3	5	3	4	6	4	15.7	1.8	10.00	10.650	38.150	
60.	#473578	BEATRIZ	Quitério	 POR, AGS	2009	8	7	6	8	4	4	4	8	6	9	0	13.6		9.40	9.955	32.955	70.630
						6	4	4	4	4	3	3	3	6	6	0	15.7	1.9	9.50	10.575	37.675	
61.	#0	RADIJA	Gonçalves	 POR, CCRAM	2008	9	8	4	4	4	7	6	8	8	9	1	13.2		9.40	10.695	33.295	70.420
						9	7	4	4	5	7	4	8	5	8	0	13.9	3.0	9.50	10.725	37.125	
62.	#0	LARA	Sarhan	 EGY, EGY	2008	6	7	4	6	6	4	4	2	8	6	0	14.7		9.40	10.680	-2.0 → 32.780	70.315
						6	6	4	6	7	6	4	3	6	5	0	14.7	2.8	9.50	10.535	37.535	
63.	#0	NOUR	Elshorbagy	 EGY, EGY	2007	7	6	5	7	7	3	4	4	5	7	0	14.5		9.50	10.125	34.125	69.920
						6	5	5	8	8	8	8	6	8	9	2	12.7	3.6	9.60	9.895	35.795	
64.	#0	JOUDY	Kenawy	 EGY, EGY	2008	6	6	5	7	7	2	4	4	4	5	0	15.0		9.40	10.180	34.580	69.395
						5	6	5	8	8	6	8	6	9	6	5	12.8	3.3	9.30	9.415	34.815	
65.	#0	HANIA	Hassan	 EGY, EGY	2019	6	6	6	8	8	5	4	4	4	8	0	14.1		9.20	10.075	33.375	69.075
						8	7	6	6	6	6	4	4	7	8	1	13.7	2.8	9.00	10.200	35.700	
66.	#0	LAILA	Aboushaka	 EGY, EGY	2007	9	5	5	8	8	4	4	4	7	8	0	13.8		9.60	9.710	33.110	68.960
						8	7	4	8	8	3	3	3	6	7	4	13.9	2.8	9.40	9.750	35.850	

						S1	S2	S3	S4	S5	S6	S7	S8	S9	S10	L	E	D	H	Time	Total	Score
67.	#41289	JOANA	Carreira	 POR, GSC		10	6	9	5	8	4	4	8	6	8	0	13.2		9.50	9.040	31.740	67.655
						8	6	4	4	3	4	4	4	4	7	2	15.0	1.4	9.80	9.715	35.915	
68.	#0	LAURA	Mangas	 ESP, CDTA	2008	4	3	5	7	6	8	8	5	8			12.6		9.20	10.435	32.235	67.645
						3	2	6	8	4	8	8	5	8	8		13.8	1.7	9.50	10.410	35.410	
																2						
69.	#65448	MARIA	Rodrigues	 POR, AGS	2009	8	6	10	8	6	7	8	9	10	10	0	11.8		9.80	9.665	31.265	67.035
						7	6	4	8	4	9	6	4	5	8	0	13.9	2.2	9.90	9.770	35.770	
70.	#0	MATILDE	Campaniço	 POR, CCRAM	2008	8	9	5	4	4	8	8	8	7	8	4	12.7		9.50	9.235	31.435	66.600
						8	9	4	4	4	9	6	6	4	7	4	13.5	2.4	9.70	9.565	35.165	
71.	#0	RITA	Bento	 POR, GSC		8	7	6	8	6	10	6	8	6	9	0	12.6		9.40	8.485	30.485	66.565
						8	4	4	4	4	4	4	3	4	7	0	15.4	1.4	9.90	9.380	36.080	
72.	#0	IRENE	Garcia	 ESP, CDTA	2009	9	8	4	7	6	4	2	8	4	8	4	13.6		9.20	8.830	31.630	66.440
						8	8	4	8	5	4	2	8	5	8	4	13.6	3.0	9.20	9.010	34.810	
73.	#30105	SARA	Elsherif	 EGY, EGY	2007	8	5	6	8	9	4	5	4	7	0	0	14.4		8.50	8.965	31.865	65.950
						8	6	6	8	10	9	10	6	6	5	0	12.6	3.1	9.20	9.185	34.085	
74.	#0	VEJA SENA	Acebes	 ESP, CGHT	2008	10	8	5	7	6	6	5	6	6	9	4	12.8	-2.0	9.00	9.935	29.735	65.400
						9	7	4	6	5	7	6	8	6	9	4	12.9	2.8	9.60	10.365	35.665	
75.	#0	RITA	Pedrosa	 POR, APAGL		6	4	1	6	8	0	0	0	0	0	0	17.5		4.60	5.295	27.395	65.140
						5	4	2	5	8	2	2	7	6	7	4	14.8	3.3	9.20	10.445	37.745	
76.	#43241	LINDE	Guldemont	 BEL, TGG	2007	3	4	3	4	5	8	4					10.9	-2.0	6.10	8.010	23.010	64.330
						6	4	4	6	6	4	4	6	4	7	2	14.7	5.6	9.50	11.520	41.320	
77.	#0	MAYA	Crespo	 ESP, CGM	2008	8	7	10	6	7	8	6	7	7	8	0	12.6		9.50	8.925	31.025	63.085
						9	8	7	6	7	10	8	7	6	8	4	12.0	1.6	9.30	9.160	32.060	
78.	#0	IRIS	Simões	 POR, GCS		8	5	2	8	8	5	9	7	5	5	1	13.7		9.50	10.555	33.755	62.060
						8	5	2	8	9	6	9	10				10.3	2.7	7.20	8.105	28.305	
79.	#0	MARIAM	Gallego	 ESP, CGELM	2007	4	3	4	4	3	6	7	6	6	5	5	14.7		9.70	13.170	37.570	61.680
						7	10	7	6	8							6.2	3.7	6.60	7.610	24.110	
80.	#0	MARTA	Silva	 POR, GSC		9	5	8	6	8	7	8	6	6	8	0	12.9		9.50	10.405	32.805	60.825
						7	5	2	4	3	4	4	6	6	7	0	15.2	1.3	1.00	10.520	28.020	
81.	#44669	FLO	Boelaert	 BEL, TGG		7	9	6	8	5	4	3	4	6	6	0	14.2		9.60	9.980	33.780	59.045
						6	6	6	8	8	6	6					9.4	2.4	6.70	6.765	25.265	
82.	#70624	EMA	Silva	 POR, AGS	2009	8	4	4	7	5	7	5	5	6	8	0	14.1		9.70	9.915	33.715	55.350
						9	4	4	5	4	7						8.7	1.2	5.80	5.935	21.635	
83.	#0	CECILIA	César	 ESP, FMG	2007	6	6	7	10								5.1		3.70	4.545	13.345	53.675
						8	6	4	4	5	4	4	5	4	4	2	15.0	4.5	9.40	11.430	40.330	

						S1	S2	S3	S4	S5	S6	S7	S8	S9	S10	L	E	D	H	Time	Total	Score
84.	#25106	CAROLINA	Lino	 POR, AGDL	2008	9 5	6 5	6 4	8 7								5.1 14.7	-2.0 4.1	3.70 9.20	5.200 12.220	12.000 40.220	52.220
85.	#0	CARLA	Santos	 ESP, FGCLM	2007	5 5	5 5	3 7	3	3	5	5	5	6	6	2	15.2 4.3		9.30 3.40	11.160 3.385	35.660 12.785	48.445
86.	#0	CLAUDIA	Blanco	 ESP, CXPO	2008	2 5	2	3	2	3	4	4	3	4	4	0	16.9 1.5		8.90 1.00	12.765 1.325	38.565 4.425	42.990
87.	#41306	MARIA	Mote	 POR, SAR	2008																DNS	0
87.	#0	MELISSA	Costa	 POR, AGS	2008																DNS	0

Generated by sporttech.io official scoring system at Jul 4, 2019 9:48:27 PM. Live results at www.sporttech.io/explore.

