










Scalabiscup 19 Santarém, Portugal, 4-6 July  
Individual trampoline — U12 M — Qualification

						S1	S2	S3	S4	S5	S6	S7	S8	S9	S10	L	E	D	H	Time	Total	Score
1.	#0	ALEJANDRO Arias	ESP, FMG	2007	3	3	4	4	4	4	4	2	0	3	4	1	16.8		9.60	14.310	40.710	88.420
					6	5	4	6	6	6	4	2	4	6	2	14.9	9.7	9.40	13.710	47.710		
2.	#0	LÉO Mesce	SUI, ACVG	2009	3	4	2	4	4	3	4	2	3	2	2	16.7		9.50	13.635	39.835	86.770	
					4	3	5	4	3	5	6	3	4	7	2	15.4	8.5	9.50	13.535	46.935		
3.	#43714	PEDRO Castaño	ESP, CXPO	2007	2	4	4	4	6	4	2	1	4	5	2	16.2		9.30	13.770	39.270	85.860	
					4	5	6	6	4	4	4	4	5	6	2	15.0	8.9	9.10	13.590	46.590		
4.	#46674	NUÑO Villafañe	ESP, CDGAV	2007	4	4	4	5	6	7	6	6	6	5	1	14.6		8.80	14.225	37.625	85.125	
					6	8	7	6	6	6	5	4	6	7	2	13.7	10.4	9.30	14.300	-0.2 → 47.500		
5.	#33768	JAIME Malo	ESP, CDTA	2007	2	4	4	7	6	7	7	7	6	6	2	14.2		8.60	13.915	36.715	84.465	
					7	8	5	4	9	5	5	6	6	9	5	13.1	10.3	9.80	14.550	47.750		
6.	#0	MATEO Rodríguez	ESP, CXPO	2008	3	3	2	6	4	2	4	2	4	6	0	16.4		9.90	12.450	38.750	82.345	
					5	6	8	8	6	6	6	5	5	6	2	13.7	8.5	9.40	11.995	43.595		
7.	#0	KAIUS Kaariainen	FIN, EsTT	2007	6	6	5	4	4	4	6	5	5	6	2	14.7		9.60	12.175	36.475	80.790	
					6	6	8	6	4	5	6	6	5	6	2	14.0	8.2	9.40	12.715	44.315		
8.	#0	MARTIM Lopes	POR, AGSi		4	4	4	6	7	7	5	4	5	6	3	14.5		10.00	11.850	36.350	79.305	
					6	6	6	5	5	7	6	5	6	9	4	13.5	7.8	9.70	11.955	42.955		
9.	#0	FRANCISCO Reis	POR, AACo	2007	4	4	2	4	7	4	4	6	5	5	0	15.5		9.10	12.730	37.330	78.900	
					7	6	6	2	5	5	2	4	6	6	3	14.8	4.9	9.20	12.670	41.570		
10.	#41208	ALBERT Cid	ESP, CGELM	2007	4	6	6	5	5	6	4	5	5	6	4	14.4		9.50	12.325	36.225	78.400	
					6	4	5	5	6	6	6	6	4	10	4	13.8	7.1	9.20	12.075	42.175		
11.	#0	KIRILS Cehnijs	LAT, BJC	2009	5	4	3	5	4	7	6	5	6	8	2	14.5		9.00	12.795	36.295	77.915	
					5	4	6	7	6	6	5	4	5	9	20	12.3	8.4	9.20	11.720	41.620		
12.	#0	JOOA Achren	FIN, EsTT	2008	5	4	6	4	4	4	4	5	5	6	20	13.3		9.40	12.330	35.030	77.195	
					4	4	6	6	6	6	6	6	8	7	1	14.0	6.5	8.90	12.765	42.165		
13.	#33632	VICTOR Gil	ESP, CDTA	2007	5	6	5	6	6	5	4	6	4	5	4	14.4		9.60	11.780	35.780	75.225	
					5	5	4	6	6	5	4	6	4	5	2	14.8	2.9	9.70	12.045	39.445		
14.	#0	ERIKS Lapins	LAT, BJC	2008	6	6	5	8	7	7	7	6	7	8	2	13.1		9.60	11.580	34.280	74.645	
					6	7	6	6	7	8	7	6	6	9	2	13.0	6.3	9.30	11.765	40.365		

					S1	S2	S3	S4	S5	S6	S7	S8	S9	S10	L	E	D	H	Time	Total	Score	
15.	#0	PEDRO	Lourenço	 POR, AGS	2008	5	4	3	4	4	5	6	6	5	5	2	15.1		9.50	11.200	35.800	74.420
						4	6	4	6	4	4	6	5	7	6	0	14.8	3.0	9.50	11.320	38.620	
16.	#24577	GUILLERMO	Martin	 ESP, CDTA	2009	7	8	6	6	6	4	5	6	5	5	0	14.2		9.40	11.795	35.395	74.350
						6	7	6	5	4	4	4	6	5	6	0	14.7	2.9	9.60	11.755	38.955	
17.	#0	EERO	Saarimaa	 FIN, EsTT	2007	5	8	8	6	5	4	4	6	7	6	0	14.1		9.80	10.630	34.530	73.270
						8	6	10	7	9	8	10	8	9	9	0	11.6	7.1	9.50	10.540	38.740	
18.	#0	PEDRO	Fleudes	 POR, VFe	2007	5	4	3	5	4	3	6	6	5	3	2	15.4	-4.0	9.40	11.480	-2.0 → 30.280	70.745
						5	5	3	5	4	4	4	4	2	6	2	15.6	4.1	9.50	11.265	40.465	
19.	#0	ALESSIO	Gioacchini	 ITA, SSDGO	2007	7	9	8	7	9	8	8	8	8	8	2	11.8		9.60	11.320	32.720	70.205
						7	10	7	9	8	10	10	8	8	8	2	11.3	5.2	9.50	11.485	37.485	
20.	#0	HUGO	Valero	 ESP, FGCLM	2008	4	6	3	3	4	6	6	4	6			13.8		8.30	9.850	31.950	70.035
						6	8	7	6	6	6	6	4	4	6	4	13.7	4.3	9.40	10.685	38.085	
21.	#0	MARTIM	Lopes	 POR, AGS		8	6	4	8	8	7	6	5	6	8	2	13.2		9.90	10.195	33.295	69.820
						8	9	4	8	8	4	7	4	8	8	0	13.2	3.8	9.80	9.725	36.525	
22.	#0	GONÇALO	Costa	 POR, CEDF	2008	6	2	4	6	6	6	8	4	7			13.1		8.40	10.330	31.830	69.030
						6	4	5	7	7	4	8	6	7	6	2	13.8	3.3	9.20	10.900	37.200	
23.	#0	DAVID	Santos	 POR, GMNA	2007	6	6	6	8	8	5	5	5	7	8	2	13.4		9.80	10.465	33.665	68.820
						8	6	4	7	6	4	6	7	6	8	20	11.8	3.5	9.60	10.255	35.155	
24.	#24683	JORGE	Martinez	 ESP, CDTA	2007	6	6	7	8	7	5	5	8	6	9	4	12.9		9.50	10.315	32.715	68.060
						8	10	6	6	6	4	5	8	6	8	4	12.9	2.3	9.70	10.445	35.345	
25.	#0	JORGE	Mitre	 ESP, CDTA	2008	6	4	2	4	3	4	3	5	3	6	2	15.8		9.10	11.570	36.470	67.990
						6	5	3	4	5	4	5	8			12.0	2.3	7.50	9.720	31.520		
26.	#0	MANUEL	Domingues	 POR, CEDF	2007	6	6	4	6	7	5	6	6				11.4		8.00	9.440	28.840	67.735
						7	8	5	6	6	6	6	4	8	6	4	13.4	4.4	9.50	11.595	38.895	
27.	#0	GASPAR	Neto	 POR, AACo	2008	6	2	4	4	3	4	6					11.1		6.20	9.015	26.315	66.740
						5	4	2	4	7	5	6	4	5	6	4	14.8	4.4	9.20	12.025	40.425	
28.	#0	JOSÉ	Miranda	 POR, AGS	2009	8	6	6	5	6	4	8	6	4	6	2	13.9		9.50	10.425	-6.0 → 27.825	63.905
						9	6	6	4	7	5	4	5	4	7	0	14.3	1.9	9.80	10.080	36.080	
29.	#0	MIHAILS	Truhins	 LAT, BJC	2008	1	3	3	4	4	4	4	4	4	3	2	16.4		9.30	13.130	38.830	57.870
						4	5	6	6							5.9	3.9	4.00	5.240	19.040		
30.	#0	DANIIL	Shyrovov	 POR, GMNA	2007	4	5	3	6	8	4	4	1	6	6	0	15.3		9.80	11.155	36.255	55.600
						6	10	6	6	8						6.4	2.8	4.60	5.545	19.345		

					S1	S2	S3	S4	S5	S6	S7	S8	S9	S10	L	E	D	H	Time	Total	Score	
31.	#0	SHANE	Van Roye	 BEL, TGG	2007	6 9	7 6	5 7	6	6	7	6	4	4	3	2	14.4 3.8		9.80 2.5	11.675 2.920	35.875 12.020	47.895
32.	#0	ARTEMIJS	Semjonovs	 LAT, BJC	2007	6 6	4	6	7	6	6	6	5	6	8	20	1.4 12.0		0.90 8.4	1.390 12.920	3.690 42.120	45.810
33.	#0	GUILHERME	Gomes	 POR, AGDL	2007	4 8	2 6	4	4	5	5	6	5	4	7	2	15.2 2.6		9.00 1.9	12.720 2.455	36.920 8.655	45.575
34.	#0	NIKO	Nars	 FIN, EsTT	2008	6 7	4	5	5	6	6	6	5	5	7	4	14.1 1.3		9.20 1.3	12.985 1.330	36.285 4.930	41.215
35.	#0	TIAGO	Gameiro	 POR, GMNA	2007	4 9	4	6	4	6	7	8	6	6	6	4	13.9 1.1		9.50 1.1	12.640 1.305	36.040 4.305	40.345
36.	#41809	MIGUEL	Cordoba	 ESP, CDGAV	2007	6	3	6	6	6	6	8	6	8	10	5	13.0	6.0	9.10	11.770	0 39.870	39.870
37.	#0	DIOGO	Santos	 POR, AGS	2007	0	0	0	0	0	0	0	0	0	0	0	20.0				∅ DNS	0

Generated by [sporttech.io](http://sporttech.io) official scoring system at Jul 4, 2019 11:03:39 AM. Live results at [www.sporttech.io/explore](http://www.sporttech.io/explore).

