



Rangliste Trampolin

45. Cup Basilea

Muttenz

05.06.2021



45. Cup Basilea *Event subtitle*
Individual trampoline – Open Men – Final

				S1	S2	S3	S4	S5	S6	S7	S8	S9	S10	L	E	D	HD	ToF	Total	Score
1.	WYSS	Noa	TV Grenchen - NKL	2004	0	4	8								4.8	3.5	2.70	5.000	16.000	16.000
2.	WALD NER	Luc	TV Grenchen - NKL	2002	6	6	8								4.0	3.6	2.80	4.770	15.170	15.170

Generated by sporttech.io official scoring system at Jun 5, 2021 12:52:48 PM. Live results at www.sporttech.io/explore.



45. Cup Basilea *Event subtitle*
Individual trampoline – Open Men – Qualification

					S1	S2	S3	S4	S5	S6	S7	S8	S9	S10	L	E	D	HD	ToF	Total	Score
1.	WAL	Luc	TV	2002	0	1	1	1	0	1	4	3	6	6	0	17.7	5.6	9.10	16.685	49.085	103.205
	DNER		Grenchen - NKL		4	2	4	3	3	5	6	6	4	5	0	15.8	12.6	9.70	16.020	54.120	
2.	WYSS	Noa	TV	2004	0	2	2	2	2	2	4	3	3			16.0	2.6	8.20	14.910	41.710	90.010
			Grenchen - NKL		0	4	4	4	6	6	6	9	7	5	0	14.9	9.5	9.10	14.800	48.300	

Generated by sporttech.io official scoring system at **Jun 5, 2021 12:08:28 PM**. Live results at www.sporttech.io/explore.



45. Cup Basilea *Event subtitle*
Individual trampoline – Open Ladies – Final

				S1	S2	S3	S4	S5	S6	S7	S8	S9	S10	L	E	D	HD	ToF	Total	Score
1.	BITTERLI Lavinia	TV	2004	4	6	4	6	4	4	5	5	4	6	0	15.2	11.2	9.30	14.170	49.870	49.870
		Liestal - NKL																		
2.	ZBINDEN Anja	TV	2004	5	4	4	4	6	4	4	3	4	4	0	15.8	9.5	9.50	13.935	48.735	48.735
		Liestal - NKL																		
3.	KUR- MANN	TV	2003	5	6	6	6	6	5	6	8				11.2	8.8	7.50	11.290	38.790	38.790
		Mettme nstette n - ZTV																		

Generated by sporttech.io official scoring system at Jun 5, 2021 12:51:43 PM. Live results at www.sporttech.io/explore.





45. Cup Basilea *Event subtitle*
Individual trampoline – Open Ladies – Qualification

				S1	S2	S3	S4	S5	S6	S7	S8	S9	S10	L	E	D	HD	ToF	Total	Score
1.	BITTERLI Lavinia	TV	2004	1	2	4	5	2	3	4	3	4	6	0	16.6	3.3	9.40	15.410	44.710	94.285
	Liestal			4	6	4	3	2	4	6	6	6	6	0	15.3	10.5	9.30	14.475	49.575	
	- NKL																			
2.	KUR- Larissa	TV	2003	4	5	4	3	4	2	4	4	4	5	0	16.1	3.9	9.30	14.655	43.955	92.440
	MANN			6	5	6	4	6	6	7	8	6	5	0	14.1	10.8	9.30	14.285	48.485	
		Mettme																		
		nstette																		
		n - ZTV																		
3.	ZBINDEN Anja	TV	2004	7	7	5	4	5	4	4	4	4	4	0	15.2	3.5	9.30	13.900	41.900	90.330
				5	4	4	4	6	5	4	5	4	4	0	15.5	9.5	9.40	14.030	48.430	
		Liestal																		
		- NKL																		
4.	TELLEN- Zoe	TV	2004																0	32.275
	BACH			6	4	7	4	6	8	10					9.5	7.2	6.00	9.575	32.275	
		STV																		
		Winter-																		
		thur -																		
		ZTV																		





45. Cup Basilea *Event subtitle*
Individual trampoline – Junior Girls – Final

			S1	S2	S3	S4	S5	S6	S7	S8	S9	S10	L	E	D	HD	ToF	Total	Score	
1.	PICHLER Lia	 TV Li- estal - NKL	2006	5	4	6	6	4	4	6	3	4	9	0	14.9	9.7	9.20	13.870	47.670	47.670
2.	DAL- CHER	An- ouk  TV Li- estal - NKL	2005	4	6	4	5	4	6	6	7	5	6	0	14.7	9.5	9.20	13.600	47.000	47.000

Generated by sporttech.io official scoring system at Jun 5, 2021 12:48:44 PM. Live results at www.sporttech.io/explore.



45. Cup Basilea *Event subtitle*
Individual trampoline – Junior Girls – Qualification

				S1	S2	S3	S4	S5	S6	S7	S8	S9	S10	L	E	D	HD	ToF	Total	Score	
1.	DAL- CHER	An- ouk	 TV Li- estal - NKL	2005	1 4	3 6	3 6	2 6	3 6	4 5	3 5	2 5	4 6	3 4	0 1	17.2 14.6		9.70 9.5 9.40	14.510 13.830	41.410 47.330	88.740
2.	PICHLER Lia	 TV Li- estal - NKL	2006	2 6	2 6	2 5	3 4	2 6	4 5	3 6	2 4	4 4	4 7	0 0	17.2 14.7		8.90 9.0 9.20	14.515 13.675	40.615 46.575	87.190	

Generated by sporttech.io official scoring system at **Jun 5, 2021 2:00:22 PM**. Live results at www.sporttech.io/explore.



45. Cup Basilea *Event subtitle*

Individual trampoline – U15 Elite Boys – Final

					S1	S2	S3	S4	S5	S6	S7	S8	S9	S10	L	E	D	HD	ToF	Total	Score
1.	STOCKER	Beoan	STV	2007	8	5	8	6	8	9	10	7	4	9	4	12.2	10.1	8.90	14.055	45.255	45.255
			Wetzikon - ZTV																		
2.	DE PEL- LEGRIN	Jamie	TV	2008	8	4	4	6	7	6	8	7	7	9	0	13.4	7.1	9.30	12.260	42.060	42.060
			Grenchen																		
3.	KÄMPFER	Florian	TV	2008	3	6	6	7	5	8	8	6	8	10	20	11.3	6.8	9.70	12.010	39.810	39.810
			Weisslin- gen - ZTV																		

Generated by sporttech.io official scoring system at **Jun 5, 2021 1:09:21 PM**. Live results at www.sporttech.io/explore.



45. Cup Basilea *Event subtitle*
Individual trampoline – U15 Elite Boys – Qualification

				S1	S2	S3	S4	S5	S6	S7	S8	S9	S10	L	E	D	HD	ToF	Total	Score	
1.	STOCKER	Beoan	STV	2007	2	2	2	4	4	2	4	4	5	4	4	16.3		9.20	14.770	40.270	87.605
			Wetzikon - ZTV		4	6	6	4	4	4	5	4	4	6	3	15.0	8.5	9.50	14.335	47.335	
2.	DE PEL-LEGRIN	Jamie	TV	2008	3	4	4	5	5	7	4	5	4	8	0	15.1		9.70	12.505	37.305	79.105
			Grenchen		7	5	5	6	8	5	6	6	6	8	2	13.6	7.1	9.00	12.100	41.800	
3.	KÄMPFER	Florian	TV	2008	3	5	6	6	8	5	6	8	6	8	6	13.3		9.20	12.180	34.680	77.160
			Weisslingen - ZTV		2	3	6	7	4	6	6	6	8	8	2	14.2	6.8	9.40	12.080	42.480	
4.	NIEDER-HAUSER	Noël	TV	2007	2	2	2	3	2	4	2	2	3	4	2	17.2		9.50	14.940	41.640	46.851
			Liestal - NKL		6										1.4	1.5	0.80	1.511	5.211		



45. Cup Basilea *Event subtitle*
Individual trampoline – U15 Elite Girls – Final

				S1	S2	S3	S4	S5	S6	S7	S8	S9	S10	L	E	D	HD	ToF	Total	Score	
1.	RÜFENACHT	Sina	 TV	2008	6	4	5	6	5	4	4	6	6	2	14.8	9.0	9.30	13.480	46.580	46.580	
			Liestal - NKL																		
2.	DORNAY	Viktoria	 TV	2008	6	4	6	4	4	6	6	5	5	6	1	14.7	8.0	9.70	13.765	46.165	46.165
			Grüningen - ZTV																		
3.	STUCKI	Ladina	 STV	2008	6	6	8	6	8	6	6	8	9	4	12.7	7.0	9.40	11.105	40.205	40.205	
			Winterthur - ZTV																		

Generated by sporttech.io official scoring system at Jun 5, 2021 1:03:15 PM. Live results at www.sporttech.io/explore.






45. Cup Basilea *Event subtitle*
Individual trampoline – U15 Elite Girls – Qualification

				S1	S2	S3	S4	S5	S6	S7	S8	S9	S10	L	E	D	HD	ToF	Total	Score
1.	RÜFENACHT Sina	TV	2008	2	1	4	4	2	4	4	3	4	4	0	16.8		9.20	13.800	39.800	87.730
		Liestal - NKL		4	4	4	4	4	2	4	2	2	4	1	16.5	8.5	9.50	13.430	47.930	
2.	DORNAY Viktoria	TV	2008	2	4	2	4	6	3	6	5	6	6	2	15.4		8.90	13.625	37.925	83.850
		Grüningen - ZTV		4	4	6	2	4	4	6	5	6	7	3	14.9	8.0	9.30	13.725	45.925	
3.	STUCKI Ladina	STV	2008	3	2	3	4	6	6	7	8	7	6	0	14.8		9.50	11.535	35.835	76.595
		Winterthur - ZTV		7	6	7	6	8	8	5	6	6	9	0	13.2	7.0	9.40	11.160	40.760	

Generated by sporttech.io official scoring system at Jun 5, 2021 12:26:21 PM. Live results at www.sporttech.io/explore.



45. Cup Basilea *Event subtitle*
Individual trampoline – U13 Elite Boys – Final





			S1	S2	S3	S4	S5	S6	S7	S8	S9	S10	L	E	D	HD	ToF	Total	Score	
1.	MESCE Léo	 FSG Aigle- Alli- ance - CRT	2009	3	4	4	4	2	2	4	2	2	4	0	16.9	9.1	9.30	14.410	49.710	49.710
2.	NILSEN Liam	 TV Li- estal - NKL	2009	4	4	4	4	4	6	4	4	4	6	2	15.4	5.1	9.50	12.270	42.270	42.270
3.	STECK Noël	 TV Li- estal - NKL	2010	2	4	4	4	8	4	6	4	5	6	2	15.1	5.1	9.60	12.015	41.815	41.815

Generated by sporttech.io official scoring system at Jun 5, 2021 1:08:38 PM. Live results at www.sporttech.io/explore.





45. Cup Basilea *Event subtitle*

Individual trampoline – U13 Elite Boys – Qualification

			S1	S2	S3	S4	S5	S6	S7	S8	S9	S10	L	E	D	HD	ToF	Total	Score	
1.	MESCE Léo		2009	1	2	0	2	2	2	2	2	4	0	18.1		9.50	15.050	42.650	92.095	
		FSG		3	5	4	4	2	2	2	4	4	2	16.6	9.1	9.20	14.545	49.445		
		Aigle- Alli- ance - CRT																		
2.	NILSEN Liam		2009	4	4	2	4	6	5	4	4	7	0	15.6		9.70	12.330	37.630	80.560	
		TV		4	4	4	5	4	6	3	4	2	6	0	15.8	5.1	9.70	12.330	42.930	
		Li- estal - NKL																		
3.	STECK Noël		2010	2	2	2	4	4	5	2	6	4	6	0	16.3		9.50	12.045	37.845	78.715
		TV		2	4	2	3	5	6	7	6	6	7	2	15.0	5.1	9.00	11.770	40.870	
		Li- estal - NKL																		
4.	STUCKI Floris		2010	4	8	6	6	6	9	7	9	6	8	0	13.1		9.70	10.425	33.225	67.015
		STV		4	8	6	6	8	7	10	8	10		11.3	4.5	8.70	9.290	33.790		
		Win- ter- thur - ZTV																		



45. Cup Basilea *Event subtitle*
Individual trampoline – U13 Elite Girls – Final



			S1	S2	S3	S4	S5	S6	S7	S8	S9	S10	L	E	D	HD	ToF	Total	Score		
1.	WID-MER	Livia		2009	2	4	3	5	6	6	4	4	4	6	2	15.4	6.4	9.60	13.095	44.495	44.495
			TV Li- estal - NKL																		
2.	MAN-GOLD	Mia		2009	4	4	4	4	7	5	8	5	5	6	0	14.8	7.0	9.60	12.585	43.985	43.985
			TV Li- estal - NKL																		

Generated by sporttech.io official scoring system at Jun 5, 2021 1:04:24 PM. Live results at www.sporttech.io/explore.



45. Cup Basilea *Event subtitle*

Individual trampoline – U13 Elite Girls – Qualification




				S1	S2	S3	S4	S5	S6	S7	S8	S9	S10	L	E	D	HD	ToF	Total	Score	
1.	MAN- GOLD	Mia	 TV Li- estal - NKL	2009	4	4	2	4	4	5	4	4	5	0	16.0		9.50	12.735	38.235	81.305	
					6	6	4	5	6	5	6	5	10	0	14.1	7.0	9.20	12.770	43.070		
2.	WID- MER	Livia	 TV Li- estal - NKL	2009	4	3	2	4	5	5	3	4	4	6	0	16.0		9.50	13.225	38.725	80.945
					2	4	4	4	6	6	4	8	7	6	2	14.7	5.8	8.80	12.920	42.220	

Generated by sporttech.io official scoring system at Jun 5, 2021 12:29:26 PM. Live results at www.sporttech.io/explore.



45. Cup Basilea *Event subtitle*

Individual trampoline – National A Men – Final

					S1	S2	S3	S4	S5	S6	S7	S8	S9	S10	L	E	D	HD	ToF	Total	Score
1.	HOR-LACHER	Till	 STV	2001	6	6	8	5	6	9	7	5	6	6	0	13.6	7.6	9.70	12.515	43.415	43.415
			Möriken-Wildegg																		
2.	LANG	Jon-Erik	 TC	2004	2	5	4	4	4	4	4	6	6	5	2	15.4	4.4	9.40	13.575	42.775	42.775
			Wal-tenschwil																		
3.	WOLFIS-BERG	Florian	 STV	2003	8	9	7	5	7	6	7	7	5	9	5	12.5	5.6	9.40	14.150	41.650	41.650
			Luzern																		

Generated by sporttech.io official scoring system at **Jun 5, 2021 6:57:47 PM**. Live results at www.sporttech.io/explore.



45. Cup Basilea *Event subtitle*

Individual trampoline – National A Men – Qualification




					S1	S2	S3	S4	S5	S6	S7	S8	S9	S10	L	E	D	HD	ToF	Total	Score
1.	LANG	Jon-Erik	TC	2004	2	3	4	4	4	4	5	6	7	8	2	15.1		9.70	13.560	38.360	80.305
			Wal-tenschwil		2	5	6	5	4	4	8	6	7	8	2	14.3	4.4	9.50	13.745	41.945	
2.	HOR-LACHER	Till	STV	2001	2	8	4	4	6	4	4	6	7	6	0	14.9		9.20	13.005	37.105	79.235
			Möriken-Wildegg		6	7	8	6	5	8	10	6	6	6	0	13.2	7.6	9.00	12.330	42.130	
3.	WOLFIS-BERG	Florian	STV	2003	2	3	4	6	6	7	6	10	4	6	2	14.4		9.10	13.480	36.980	77.900
			Luzern		7	8	6	6	6	6	9	8	6	9	1	12.8	5.6	9.00	13.520	40.920	

Generated by sporttech.io official scoring system at **Jun 5, 2021 6:46:48 PM**. Live results at www.sporttech.io/explore.



45. Cup Basilea *Event subtitle*







Individual trampoline – National A Ladies – Final

					S1	S2	S3	S4	S5	S6	S7	S8	S9	S10	L	E	D	HD	ToF	Total	Score
1.	HUBER	Cynthia	 TV Grenchen	2001	2	4	4	4	6	4	4	2	4	6	2	15.8	5.5	9.60	14.065	44.965	44.965
2.	TAUBERS	Luna	 TV Grenchen	2003	2	4	4	4	5	4	4	4	6	5	2	15.6	5.2	9.30	13.430	43.530	43.530
3.	BAUMGA RTNER	Timia	 STV Möriken- Wildegg	2004	2	4	4	4	6	6	8	8	7	3	0	14.8	4.8	9.60	13.225	42.425	42.425

Generated by sporttech.io official scoring system at Jun 5, 2021 6:54:21 PM. Live results at www.sporttech.io/explore.

45. Cup Basilea *Event subtitle*

Individual trampoline – National A Ladies – Qualification






					S1	S2	S3	S4	S5	S6	S7	S8	S9	S10	L	E	D	HD	ToF	Total	Score
1.	HUBER	Cynthia	 TV	2001	2	4	4	4	4	4	4	2	4	5	0	16.3		9.90	14.180	40.380	86.135
			Grenchen		2	2	4	4	4	4	4	2	3	6	2	16.3	5.5	9.80	14.155	45.755	
2.	TAUBERS	Luana	 TV	2003	4	4	2	6	4	3	4	4	6	6	0	15.7		9.30	13.590	38.590	81.505
			Grenchen		2	4	5	5	6	4	4	4	5	6	1	15.4	5.2	9.20	13.115	42.915	
3.	BAUMGA RTNER	Timia	 STV	2004	3	4	4	6	6	7	7	4	5	8	4	14.2		9.60	13.215	37.015	79.460
			Möriken- Wildeg		2	6	5	4	6	6	7	7	6	3	4	14.4	4.8	9.90	13.345	42.445	
4.	HUBER	Jara	 STV	2003	4	4	4	4	6	8	8	6	6	4	2	14.4		9.10	12.950	34.450	73.945
			Möriken- Wildeg		8	8	9	10	7	7	7	6	9	10	20	9.9	-2.0	9.30	12.695	39.495	
																	7.6				
5.	ROTH- STEIN	Anna	 STV	2003	4	8	5	7	9	8	10	6	9	8	20	10.6		9.50	10.985	31.085	66.715
			Luzern		2	8	6	8	6	4	4	4	6	10	0	14.2	2.9	9.50	11.030	-2.0	
																					→
																					35.630
6.	SCHMIDT	Lucy	 TV	2004	1	2	4	6	4	3	4	2	4	4	0	16.6		9.40	14.090	40.090	44.825
			Rüti		6											1.4	1.1	0.80	1.435	4.735	

Generated by sporttech.io official scoring system at Jun 5, 2021 6:43:12 PM. Live results at www.sporttech.io/explore.



45. Cup Basilea *Event subtitle*

Individual trampoline – National B Unisex – Final

				S1	S2	S3	S4	S5	S6	S7	S8	S9	S10	L	E	D	HD	ToF	Total	Score	
1.	SIGNER	Sonja	 TV Schönengrund- Wald	2004	4	4	4	6	8	4	6	6	4	0	14.8	2.6	9.60	12.910	39.910	39.910	
2.	MASSON	Téa	 FSG Acti- gym Ecublens	2004	4	2	2	6	4	2	4	4	6	6	2	15.8	2.4	9.50	12.090	39.790	39.790
3.	MARTIN	May- ane	 FSG Acti- gym Ecublens	2004	4	3	6	2	1	2	2	4	6	8	4	15.8	2.7	9.80	11.455	39.755	39.755
4.	BRYNER	Lara	 STV Möriken- Wildeg	2004	6	6	8	5	8	6	7	8	6	4	0	13.6	4.2	9.50	12.055	39.355	39.355
5.	KOREVAAR	Tessa	 STV Luzern	2003	4	3	6	6	4	6	6	6	8	8	0	14.3	2.3	9.60	12.350	38.550	38.550

Generated by sporttech.io official scoring system at Jun 5, 2021 6:08:57 PM. Live results at www.sporttech.io/explore.

45. Cup Basilea *Event subtitle*

Individual trampoline – National B Unisex – Qualification

					S1	S2	S3	S4	S5	S6	S7	S8	S9	S10	L	E	D	HD	ToF	Total	Score
1.	SIGNER	Sonja	TV	2004	6	4	4	5	6	6	2	4	6	6	0	15.1		9.50	13.010	37.610	76.580
			Schönengrund-Wald		6	4	4	6	7	8	6	6	6	8	2	13.7	3.2	9.20	12.870	38.970	
2.	MARTIN	Mayane	FSG Actigym Ecublens	2004	6	4	6	2	4	6	4	4	6	8	1	14.9		9.50	11.595	35.995	76.385
					5	3	5	2	1	2	2	2	6	6	1	16.5	2.7	9.70	11.490	40.390	
3.	BRYNER	Lara	STV	2004	4	5	6	8	6	5	4	4	6	9	0	14.3		9.80	12.215	36.315	75.765
			Möriken-Wildeg		5	6	7	4	7	4	7	8	8	6	0	13.8	4.2	9.40	12.050	39.450	
4.	MASSON	Téa	FSG Actigym Ecublens	2004	4	3	2	6	8	7	4	4	6	7	0	14.9		9.40	11.665	35.965	75.350
					4	4	3	6	4	4	2	4	4	6	2	15.7	2.4	9.30	11.985	39.385	
5.	KOREVAAR	Tessa	STV	2003	6	3	5	4	4	2	4	6	7	7	1	15.1		9.40	12.320	36.820	75.025
			Luzern		4	4	6	8	4	4	4	6	6	7	4	14.3	2.3	9.60	12.005	38.205	
6.	LUNENO	Amina	STV	2003	4	6	4	4	7	2	2	5	8	8	2	14.8		9.80	11.690	36.290	74.920
			Luzern		4	6	4	4	4	8	8	4	8	7	2	14.1	3.8	9.70	11.030	38.630	
7.	KUSTER	Sheryl	TV Liestal	2001	4	4	4	6	8	4	4	5	8	9	0	14.4		9.70	11.685	35.785	74.875
					4	3	6	6	4	8	4	8	4	8	0	14.5	3.5	9.40	11.690	39.090	
8.	BRÄNDLE	Shania	TV Rütli	2003	3	2	4	4	6	6	4					11.1		7.00	9.290	25.390	65.440
					4	2	2	4	8	5	4	2	5	8	1	15.5	-2.0	9.60	13.150	40.050	
																	1.8				
9.	FELD-MANN	Elena	STV	2003	6	6	8	5	4	5	6	4	8	10	0	13.8		9.00	10.695	33.495	50.715
			Luzern		6	5	8	7	6							6.8	1.3	4.00	5.120	17.220	



45. Cup Basilea *Event subtitle*

Individual trampoline – National C Unisex – Final

				S1	S2	S3	S4	S5	S6	S7	S8	S9	S10	L	E	D	HD	ToF	Total	Score	
1.	SCHUPPISSER	Jana	TC Wal- tenschwil	2005	4	4	4	2	2	2	4	2	4	6	0	16.6	1.2	9.80	13.615	41.215	41.215
2.	FLEURY	Giulia	TV Grenchen	2008	10	4	2	3	4	4	5	4	4	8	2	15.0	1.5	9.70	12.395	38.595	38.595
3.	BLÖCHLINGER	Annick	TV Rüti	2004	6	4	3	2	4	2	4	4	4	8	6	15.3	1.4	9.70	12.150	38.550	38.550
4.	FLEURY	Mylène	BTV Bern	2007	4	6	4	3	2	4	4	5	6	8	0	15.4	0.9	9.60	12.510	38.410	38.410
5.	MEUWSEN	Sanne	Chêne Gym- nastique Genève	2008	8	6	6	4	2	4	4	4	5	9	2	14.6	1.9	10.00	11.555	38.055	38.055
6.	WIRTH	Layah	STV Winter- thur	2008	9	6	10	5	4	4	8	4	4	9	0	13.7	2.1	9.90	11.740	37.440	37.440
7.	DUBS	Anouk	STV Winter- thur	2003	6	8	10	6	4	5	6	6	6	4	2	13.7	1.7	9.30	12.545	37.245	37.245
8.	REY	Léna	FSG Aigle-Alli- ance	2006	8	10										2.2	0.5	2.00	2.390	7.090	7.090

45. Cup Basilea *Event subtitle*

Individual trampoline – National C Unisex – Qualification

					S1	S2	S3	S4	S5	S6	S7	S8	S9	S10	L	E	D	HD	ToF	Total	Score
1.	SCHUPPISSER	Jana	TC	2005	4 7	2 6	4 5	2 2	2 4	2 3	2 3	2 4	4 6	7 6	0 0	16.9 15.4		9.80 2.5 9.50	13.290 12.950	39.990 40.350	80.340
2.	FLEURY	Giulia	TV Grenchen	2008	2 10	2 4	2 3	4 4	2 4	2 4	3 4	8 4	6 4	7 6	2 2	16.0 15.1		9.80 1.5 9.80	13.035 12.680	38.835 39.080	77.915
3.	BLÖCHLINGER	Annick	TV Rütli	2004	3 6	2 2	2 2	2 2	2 4	4 2	2 2	4 4	4 3	6 8	4 4	16.5 16.1		9.80 1.4 9.50	11.440 12.245	37.740 39.245	76.985
4.	FLEURY	Mylène	BTV Bern	2007	4 6	4 4	4 4	3 4	3 2	5 4	5 6	6 5	6 6	6 8	0 0	15.4 15.1		9.80 0.9 10.00	12.660 12.470	37.860 38.470	76.330
5.	DUBS	Anouk	STV Winterthur	2003	3 6	8 6	4 6	2 7	4 4	2 4	4 4	4 6	4 6	6 9	2 2	15.7 14.0		9.50 1.7 9.30	13.005 12.880	38.205 37.880	76.085
6.	WIRTH	Layah	STV Winterthur	2008	4 9	7 4	4 4	4 8	5 6	4 4	4 4	4 4	4 4	8 9	0 0	15.2 14.4		9.90 1.7 9.80	11.755 11.390	36.855 37.290	74.145
7.	MEUWSEN	Sanne	Gymnastique Genève	2008	4 8	4 6	4 7	2 4	4 4	4 5	6 4	6 6	4 6	6 8	0 0	15.6 14.2		9.90 1.9 9.90	10.870 11.065	36.370 37.065	73.435
8.	REY	Léna	FSG Aigle-Alliance	2006	4 9	6 7	4 5	4 6	6 8	6 5	4 5	4 6	4 6	6 5	4 2	14.8 13.6		9.90 1.0 9.40	12.235 12.190	36.935 36.190	73.125
9.	ABT	Alia	TC Wal-tenschwil	2007	4 4	4 4	4 4	2 2	4 2	4 1	4 4	2 2	4 5	8 8	2 0	15.8 16.4		9.90 1.2 9.80	9.885 9.920	35.585 37.320	72.905
10.	GUMMERUS	Alexander	Gymnastique Genève	2008	6 8	4 7	4 7	6 6	6 6	6 6	6 5	6 6	6 7	6 8	2 0	14.2 13.4		9.70 1.9 10.00	10.940 11.155	34.840 36.455	71.295
11.	HOFSTETTER	Uma	Turnverein Sursee	2008	4 10	4 6	4 6	6 7	4 5	3 9	4 6	4 4	5 5		0	14.2 13.4		8.80 1.9 10.00	10.445 11.365	33.445 36.665	70.110
12.	COTTENCEAU	Julie	FSG Aigle-Alliance	2007	6 10	4 6	6 6	4 8	5 6	6 7	6 6	6 6	8 5	8 9	4 2	13.7 12.9		9.90 0.9 9.40	11.760 11.475	35.360 34.675	70.035
13.	CLARIA	Leonie	TV Liestal	2006	4 4	6 5	6 6	4 10	4 4	5 4	4 6	6 4	6 5	6 6	2 1	14.7 14.5		9.80 1.6 9.80	9.840 9.635	34.340 35.535	69.875
14.	BEN JELLOUN	Noura	FSG Aigle-Alliance	2007	6 9	4 8	4 6	4 6	4 6	4 6	4 6	4 6	6 6	7	4	14.9 12.1		10.00 0.8 8.10	12.750 11.125	37.650 32.125	69.775
15.	SCHLÄPFER	Stefanie	STV Winterthur	2006	9 9	5 5	6 6	10 4	6 5	6 4	6 6	6 6	6 6	6 6	0 0	13.4 14.3		9.30 1.3 9.90	10.275 10.630	32.975 36.130	69.105
16.	BRUNO	Laura	STV Möriken-Wildegg	2005	9 8	5 4	4 4	3 4	4 4	4 3	2 4	4 4			0	12.5 15.3		8.00 1.7 10.00	9.250 11.315	29.750 38.315	68.065
17.	WERLE	Jana	TV Liestal	2008	6 6	4 6	5 6	4 4	4 4	6 4	6 5	4 6	5 5	9 9	20 1	12.7 14.4		10.00 1.2 9.80	10.000 9.780	32.700 35.180	67.880
18.	SCHAFFNER	Lea	TV Liestal	2008	7 6	8 8	5 6	6 6	4 6	6 5	6 6	5 4	6 6		3	12.7 13.6		9.00 1.1 9.90	9.485 10.485	31.185 35.085	66.270



45. Cup Basilea *Event subtitle*
Individual trampoline – U17 National Boys – Final

				S1	S2	S3	S4	S5	S6	S7	S8	S9	S10	L	E	D	HD	ToF	Total	Score	
1.	BADER	Damien	FSG Actigym Ecublens	2005	2	2	6	4	1	2	4	2	4	6	20	14.7	5.9	9.50	16.135	46.235	46.235
2.	GEISS- MANN	Dario	STV Möriken- Wildegg	2006	2	4	3	4	4	2	4	6	6	5	3	15.7	5.1	9.30	15.185	45.285	45.285
3.	BÄR	Matteo	STV Winter- thur	2006	6	5	8	9	8	8	8	6	8	8	0	12.6	6.3	9.10	13.520	41.520	41.520
4.	BRYNER	Jan	STV Möriken- Wildegg	2006	6	4	6	5	6	5	5	6	6	6	0	14.5	4.2	9.50	14.400	-2.0 → 40.600	40.600



45. Cup Basilea *Event subtitle*
Individual trampoline – U17 National Boys – Qualification

					S1	S2	S3	S4	S5	S6	S7	S8	S9	S10	L	E	D	HD	ToF	Total	Score
1.	BADER	Damien	FSG	2005	2	2	4	4	2	4	3	2	4	6	1	16.6		9.50	15.960	42.060	90.155
			Actigym		2	2	3	4	2	4	3	3	4	4	2	16.7	5.9	9.30	16.195	48.095	
			Ecublens																		
2.	GEISS- MANN	Dario	STV	2006	1	4	4	4	4	2	3	4	5	6	20	14.3		9.50	15.120	38.920	84.095
			Möriken- Wildeg		0	2	3	4	4	2	4	5	6	5	4	16.1	5.1	9.20	14.775	45.175	
3.	BRYNER	Jan	STV	2006	5	4	6	6	4	4	4	5	5	7	0	15.0		9.80	14.500	39.300	81.370
			Möriken- Wildeg		5	6	6	4	6	8	6	6	6	9	2	13.6	5.0	9.20	14.270	42.070	
4.	BÄR	Matteo	STV	2006	4	5	4	6	7	6	4	6	6	5	0	14.7		9.80	13.625	38.125	80.290
			Winter- thur		8	6	6	6	8	8	7	6	7	8	0	13.0	6.3	9.40	13.465	42.165	
5.	MAIER	Jan	STV	2006	7	8	6	6	8	7	4	5	4	5	0	14.0		9.60	12.455	36.055	75.155
			Winter- thur		6	8	4	7	8	8	4	6	6	6	2	13.5	3.8	9.50	12.300	39.100	
6.	GRAF	Janis	STV	2006	2	3	5	5	6	4	5	4	4	6	0	15.6		8.50	14.460	-0.2	65.925
			Möriken- Wildeg		2	4	4	4	5	6						9.5	3.7	5.40	8.965	→	
																				38.360	
																					27.565



45. Cup Basilea *Event subtitle*

Individual trampoline – U17 National Girls – Final

				S1	S2	S3	S4	S5	S6	S7	S8	S9	S10	L	E	D	HD	ToF	Total	Score	
1.	DALCHER	Alisha	TV Liestal	2006	2	2	2	4	4	4	6	4	4	4	0	16.4	3.2	9.70	12.445	41.745	41.745
2.	LAGLER	Alexandra	STV Mörriken-Wildeggen	2005	3	3	6	4	4	7	8	8	6	4	4	14.3	4.8	9.70	12.845	41.645	41.645
3.	VONLAUFEN	Elin	Turnverein Sursee	2006	4	5	4	4	2	4	7	4	4	2	0	16.0	2.9	9.90	12.814	41.614	41.614
4.	WÜTHRICH	Melanie	TV Liestal	2005	3	2	4	4	6	6	6	4	6	5	0	15.4	3.9	9.60	12.185	41.085	41.085
5.	BESSON	Solène	FSG Aigle-Alliance	2006	4	5	4	5	4	6	4	4	6	5	0	15.3	3.3	9.20	13.200	41.000	41.000
6.	HILDEBRAND	Svenja	Turnverein Sursee	2006	4	5	4	4	6	5	6	6	4	4	2	15.0	2.8	9.70	13.035	40.535	40.535
7.	STIRNIMANN	Anja	STV Mörriken-Wildeggen	2006	4	4	3	6	7	6						9.0	2.4	5.80	7.350	24.550	24.550

45. Cup Basilea *Event subtitle*

Individual trampoline – U17 National Girls – Qualification

					S1	S2	S3	S4	S5	S6	S7	S8	S9	S10	L	E	D	HD	ToF	Total	Score
1.	DALCHER	Alisha	TV Liestal	2006	2	2	2	4	4	3	2	3	4	4	2	16.8		9.80	12.745	39.345	80.950
					3	2	2	4	4	4	4	4	4	6	2	16.1	3.2	9.90	12.405	41.605	
2.	WÜTHRICH	Melanie	TV Liestal	2005	4	2	3	4	6	2	2	4	5	6	0	16.2		9.80	12.140	38.140	78.830
					4	2	3	5	5	5	6	4	4	5	0	15.7	3.9	9.10	11.990	40.690	
3.	STIRNIMANN	Anja	STV Mörriken-Wildegg	2006	4	4	4	4	4	4	4	5	5	4	0	15.8		9.60	12.575	37.975	78.515
					4	4	3	6	7	5	6	6	6	4	0	14.9	4.1	9.40	12.140	40.540	
4.	LAGLER	Alexandra	STV Mörriken-Wildegg	2005	4	4	4	6	6	6	4	4	4	5	2	15.1		9.90	12.870	37.870	78.225
					6	6	6	6	6	6	8	8	6	4	0	13.8	4.8	9.10	12.655	40.355	
5.	HILDEBRAND	Svenja	Turnverein Sursee	2006	4	2	4	4	6	5	6	6	4	4	2	15.3		9.80	12.885	37.985	78.100
					4	3	4	5	6	6	4	6	6	8	2	14.6	3.4	9.70	12.415	40.115	
6.	VONLAUFEN	Elin	Turnverein Sursee	2006	3	4	6	4	6	6	8	4	4	2	2	15.1		9.60	12.625	37.325	77.850
					4	6	4	4	2	5	8	6	4	4	2	15.1	2.9	9.60	12.925	40.525	
7.	BESSON	Solène	FSG Aigle-Alliance	2006	6	4	5	7	6	8	7	6	5	6	4	13.6		9.40	13.050	36.050	77.130
					5	6	4	7	5	5	7	4	4	4	0	14.9	3.3	9.60	13.280	41.080	
8.	HANSELMANN	Nina	STV Luzern	2005	4	4	8	8	8							6.8		4.90	5.690	17.390	51.680
					3	4	9	10	8	10	8	6	8	8	2	12.4	1.2	9.60	11.090	34.290	
9.	REIS	Lena	Turnverein Sursee	2006	8	8	4	4	4	4	8	8	8	10	1	13.3		9.40	11.420	34.120	45.370
					6	7	7											4.0	1.1	2.60	3.550



45. Cup Basilea *Event subtitle*

Individual trampoline – U15 National Boys – Final

					S1	S2	S3	S4	S5	S6	S7	S8	S9	S10	L	E	D	HD	ToF	Total	Score
1.	KELLER	Cyrille	TV Liestal - NKL	2008	7	8	6	6	6	5	8	6	4	6	0	13.8	6.2	9.30	12.365	41.665	41.665
2.	BAUMGARTNER	Cyrill	STV Luzern	2007	7	4	6	6	5	8	5	6	8	8	2	13.5	5.7	9.70	12.625	41.525	41.525
3.	GRAF	Levin	STV Mörriken-Wildeggen	2007	6	6	4	6	6	8	4	6	7	7	0	14.0	4.1	9.80	12.870	40.770	40.770
4.	HITZ	Nando	STV Luzern	2007	8	6	8	6	6	8	7	6	6	6	2	13.1	4.4	9.90	12.715	40.115	40.115
5.	MULLIS	Louis	BTV Bern	2007	6	7	8	5	4	4	4	4	5	4	1	14.8	2.4	9.60	12.825	39.625	39.625
6.	SCHWAB	Nicola	BTV Bern	2007	6	6	5	4	4	4	4	8	6	6	0	14.7	2.0	9.60	11.895	38.195	38.195



45. Cup Basilea *Event subtitle*
Individual trampoline – U15 National Boys – Qualification

					S1	S2	S3	S4	S5	S6	S7	S8	S9	S10	L	E	D	HD	ToF	Total	Score
1.	KELLER	Cyrille	TV	2008	4	6	4	4	5	4	6	4	6	4	2	15.1		9.70	11.930	36.730	78.590
			Liestal - NKL		6	5	6	6	6	6	4	6	4	6	0	14.5	6.2	9.20	11.960	41.860	
2.	BAUMGAR TNER	Cyrill	STV	2007	4	5	4	6	6	4	4	4	4	4	1	15.4		9.70	12.815	37.915	78.460
			Luzern		8	4	6	7	6	10	4	6	7	8	2	13.2	5.7	9.30	12.345	40.545	
3.	GRAF	Levin	STV	2007	4	4	4	8	6	5	4	4	6	6	0	14.9		9.40	12.630	36.930	78.435
			Möriken- Wildegq		4	6	4	6	6	7	4	4	6	6	0	14.7	4.1	9.90	12.805	41.505	
4.	HITZ	Nando	STV	2007	8	8	6	8	6	4	5	6	6	4	2	13.7		9.60	13.935	37.235	77.620
			Luzern		8	5	6	6	7	6	6	6	6	6	1	13.7	4.4	9.70	12.585	40.385	
5.	SCHWAB	Nicola	BTV	2007	4	4	6	2	4	4	4	6	6	7	1	15.2		9.40	11.750	36.350	75.395
			Bern		6	5	4	2	4	5	5	6	6	6	2	14.9	2.6	9.90	11.645	39.045	
6.	MULLIS	Louis	BTV	2007	4	4	8	6	4	4	6	8	7	7	2	14.0		9.70	11.675	35.375	74.720
			Bern		5	6	7	6	4	4	4	4	6	3	2	14.9	2.4	9.80	12.245	39.345	
7.	FLURY	Marius	TV	2008	4	4	4	4	4	4	4	4	6	8	20	13.4		9.60	12.785	35.785	73.335
			Grenchen		4	4	6	8	9	6	8	6	8	9	2	13.0	3.8	9.20	11.550	37.550	
8.	BÄCHI	Gian	STV	2008	6	6	6	6	4	6	6	6	6	8	1	13.9		9.80	11.700	35.400	72.765
			Winter- thur		6	6	5	6	6	6	8	6	8	10	2	13.1	3.2	9.20	11.865	37.365	
9.	PORT- MANN	Liam	STV	2008	6	5	6	7	10	6	4	5	4	7	2	13.8		9.30	10.905	34.005	69.840
			Luzern		6	4	6	8	8	8	6	6	5	6	0	13.7	1.8	9.40	10.935	35.835	
10.	BOSSARD	Nando	Turnver- ein	2008	4	6	8	6	7	8	6	8	5	8	2	13.2		9.80	10.545	33.545	69.145
			Sursee		6	6	8	6	6	7	4	7	6	10	4	13.0	2.1	9.80	10.700	35.600	
11.	VEUVE	Julien	BTV	2007	6	7	8	7	6	6	6	7	8	7	4	12.8		9.20	12.070	34.070	69.050
			Bern		6	6	6	6	7	6	7	6	7	10	4	12.9	1.3	9.20	11.580	34.980	
12.	GYSI	Nic- olas	BTV	2008	4	4	6	4	4	4	6	8	6	9	0	14.5		9.80	11.775	36.075	69.035
			Bern		6	5	6	4	5	8	10	7	8			12.1	1.5	8.90	10.460	32.960	
13.	CARDALES BADE	Nolan	BTV	2007	6	4	6	4	6	6	6	8				11.4		7.90	8.480	27.780	59.290
			Bern		6	6	4	6	8	8	6	8	10			11.8	1.4	8.50	9.810	31.510	



45. Cup Basilea *Event subtitle*

Individual trampoline – U15 National Girls – Final

				S1	S2	S3	S4	S5	S6	S7	S8	S9	S10	L	E	D	HD	ToF	Total	Score	
1.	SCHNEIDER	Leonie	STV Möriken-Wildegg	2007	5	7	8	8	6	6	5	5	8	7	0	13.5	4.8	9.90	12.700	40.900	40.900
2.	BUSER	Fiona	STV Möriken-Wildegg	2007	3	4	4	5	5	6	5	6	7	7	4	14.4	4.1	9.20	12.360	40.060	40.060
3.	BURGER	Keilah	STV Möriken-Wildegg	2007	4	6	8	6	6	6	6	6	4	8	20	12.0	5.0	9.70	13.200	39.900	39.900
4.	VON WARTBURG	Elin	STV Luzern	2008	4	2	4	4	6	4	6					11.0	2.1	6.80	9.000	28.900	28.900

Generated by sporttech.io official scoring system at **Jun 5, 2021 3:59:39 PM**. Live results at www.sporttech.io/explore.

45. Cup Basilea *Event subtitle*

Individual trampoline – U15 National Girls – Qualification

					S1	S2	S3	S4	S5	S6	S7	S8	S9	S10	L	E	D	HD	ToF	Total	Score	
1.	BURGER	Keilah	STV	2007	4	3	2	2	3	1	4	4	5	5	1	16.6		9.70	14.615	40.915	80.620	
			Möriken-Wildegg		4	4	6	6	8	8	7	9	6	4	4	13.4	4.4	8.70	13.205	39.705		
2.	SCHNEIDER	Leonie	STV	2007	5	3	4	4	1	0	2	4	5	7	4	16.1		9.90	12.940	38.940	80.230	
			Möriken-Wildegg		4	4	6	6	6	6	4	4	7	6	2	14.5	4.8	9.30	12.690	41.290		
3.	VON WARTBURG	Elin	STV Luzern	2008	4	2	4	5	4	6	4	2	4	4	0	16.1		10.00	12.650	38.750	79.535	
					4	2	4	4	6	4	6	5	4	4	0	15.7	3.3	9.40	12.385	40.785		
4.	BUSER	Fiona	STV	2007	4	4	3	4	6	6	3	3	4	4	2	15.7		9.50	12.445	37.645	77.345	
			Möriken-Wildegg		4	4	6	6	6	6	4	4	6	5	6	14.3	4.1	9.20	12.100	39.700		
5.	BRUNO	Si-mona	STV	2008	8	6	4	4	5	7	6	6	6	8	0	14.0		9.80	11.160	34.960	72.190	
			Möriken-Wildegg		6	4	4	5	4	7	10	6	4	4	0	14.6	2.1	9.40	11.130	37.230		
6.	BOHREN	Jael	TV Liestal	2007	4	3	4	6	4	6	5	4	6	8	0	15.0		9.50	11.785	-2.0	70.840	
					4	4	4	6	5	7	5	5	6	8	2	14.4	2.1	8.90	11.155	→		
																			34.285			
																				36.555		
7.	STUDER	Julie	BTV Bern	2008	6	4	4	4	4	6	6	8	5	8	6	13.9		9.70	12.385	35.985	70.655	
					8	9	8	8	8	6	7	8	6	9	6	11.7	1.8	9.10	12.070	34.670		
8.	BRUG-GESSER	Aylin	STV Winterthur	2008	8	7	9	6	5	4	8	6	4	6	0	13.7		9.80	11.440	34.940	70.253	
					7	4	7	8	6	6	8	4	5	9	20	11.6	2.1	9.70	11.913	35.313		
9.	NEUVELT	Sara	STV Winterthur	2008	6	8	6	6	5	8	7	7	8	6	2	13.1		9.80	10.155	33.055	69.420	
					6	6	6	8	8	7	8	9	8	6	0	12.8	3.5	9.40	10.665	36.365		
10.	BLÄUER	Si-mona	TV Grenchen	2008	4	5	4	4	2	5	4	6				12.6		7.60	9.480	29.680	60.550	
					6	5	4	4	3	4	7	6				12.1	2.0	7.50	9.270	30.870		



45. Cup Basilea *Event subtitle*
Individual trampoline – U13 National Boys – Final

					S1	S2	S3	S4	S5	S6	S7	S8	S9	S10	L	E	D	HD	ToF	Total	Score
1.	KÄSER	Dario	TV Grenchen	2010	5	6	6	4	3	6	4	4	8	9	2	14.3	3.7	9.30	12.945	40.245	40.245
2.	WID- MER	Yohan	Chêne Gym- nastique Genève	2009	4	4	6	5	4	5	4	5	5	7	0	15.1	3.9	9.70	10.970	39.670	39.670
3.	SIERRA	Samuel	FSG Aigle- Alliance - CRT	2009	4	5	4	2	4	6	6	4	4	8	1	15.2	3.3	9.70	11.100	39.300	39.300
4.	BECK	Yannek	STV Winter- thur	2009	6	4	6	4	8	7	8	6	8	7	4	13.2	4.4	9.40	12.220	39.220	39.220
5.	KRUM MEN- ACHER	Elio	STV Luzern	2009	4	5	5	4	4	5	7	5	8	8	0	14.5	2.8	9.70	11.840	38.840	38.840
6.	JUKER	Lars	BTV Bern	2009	4	8	6	8	8	6	6	6	7	10	0	13.1	3.6	9.70	11.615	38.015	38.015
7.	MÖSCH	Elishua	TV Grenchen	2010	8	4	4	4	4	5	5	4	4	6	0	15.2	1.6	9.60	11.360	37.760	37.760
8.	LÜBER	Mike	STV Winter- thur	2010	8	10	6	8	4	6	5	4	4	8	3	13.4	2.5	9.50	11.730	37.130	37.130

45. Cup Basilea *Event subtitle*









Individual trampoline – U13 National Boys – Qualification

				S1	S2	S3	S4	S5	S6	S7	S8	S9	S10	L	E	D	HD	ToF	Total	Score
1.	WIDMER	Yohan	Chêne Gym- nastique Genève	2009	2	3	5	2	2	2	4	4	4	0	17.0		10.00	11.970	38.970	78.585
					4	6	4	6	4	5	7	5	6	0	14.7	3.9	10.00	11.015	39.615	
2.	SIERRA	Samuel	FSG Aigle- Alliance - CRT	2009	3	5	4	2	2	3	3	2	6	0	16.7		9.90	11.500	38.100	77.000
					4	6	4	6	4	6	4	5	8	0	14.7	3.6	9.50	11.100	38.900	
3.	BECK	Yannek	STV Winter- thur	2009	4	4	6	6	6	7	6	6	8	5	14.2		9.40	12.720	36.320	76.450
					5	4	6	6	7	6	8	6	6	2	13.6	4.4	9.80	12.330	40.130	
4.	MÖSCH	Elishua	TV Grenchen	2010	4	4	2	3	4	4	4	4	6	4	15.7		9.60	11.840	37.140	74.455
					8	5	3	4	4	5	4	4	6	1	15.2	1.6	9.10	11.415	37.315	
5.	KRUMMEN ACHER	Elio	STV Luzern	2009	4	4	3	2	4	4	6	8	6	0	15.3		9.80	11.915	37.015	74.115
					4	6	6	4	6	6	8	6	9	1	13.6	2.8	9.10	11.600	37.100	
6.	JUKER	Lars	BTV Bern	2009	4	6	6	4	4	6	4	4	6	2	14.8		9.80	11.990	36.590	73.335
					4	8	6	8	8	6	6	6	8	10	12.8	3.0	9.60	11.345	36.745	
7.	LÜBER	Mike	STV Winter- thur	2010	5	5	6	6	5	4	4	4	6	10	14.3		9.70	12.115	36.115	73.120
					8	6	6	4	4	4	4	6	10	2	14.2	1.7	9.70	11.405	37.005	
8.	KÄSER	Dario	TV Grenchen	2010	6	6	6	7	4	4	4	8	6	4	13.7		9.00	13.015	33.715	72.655
					5	7	7	6	5	4	4	6	8	2	13.7	-2.0 3.7	8.70	12.840	38.940	
9.	KESSLER	Simon	STV Luzern	2009	6	7	4	5	6	6	6	6	6	0	14.2		9.60	10.985	34.785	70.845
					7	6	4	4	6	6	8	6	6	1	14.0	1.6	9.80	10.660	36.060	
10.	DAHINDEN	Maurice	STV Winter- thur	2009	8	9	6	6	6	4	5	6	6	9	13.3		9.20	10.325	32.825	69.055
					8	6	8	4	6	4	4	4	6	8	14.0	2.1	9.80	10.330	36.230	
11.	CACCIVIO	Mattia	TV Liestal	2009	7	6	6	7	5	6	6	6	8	3	13.2		9.50	9.975	32.675	68.795
					7	7	7	6	7	6	6	6	8	0	13.4	0.9	9.80	12.020	36.120	
12.	PICHILI	Théo	Chêne Gym- nastique Genève	2009	4	4	4	4	4	4	4	5	6	2	15.5		9.60	10.790	31.890	68.385
					6	4	4	6	4	4	5	6	5	2	14.6	-4.0 1.4	9.60	10.895	36.495	
13.	ETTLIN	Nick	STV Luzern	2010	7	6	8	7	7	8	8	7	8	2	12.4		9.70	11.590	33.690	64.060
					8	7	10	8	9	8	8	8	10		10.4	1.4	8.50	10.070	30.370	



45. Cup Basilea *Event subtitle*



Individual trampoline – U13 National Girls – Final

					S1	S2	S3	S4	S5	S6	S7	S8	S9	S10	L	E	D	HD	ToF	Total	Score
1.	SIGNER	Nadja	 TV	2009	4	4	4	5	6	3	5	6	4	8	1	15.0	3.3	9.60	12.800	40.700	40.700
			Schönengrund-Wald																		
2.	DEGEN	Katja	 TV Liestal - NKL	2010	4	4	2	4	4	4	6	6	4	4	2	15.6	4.4	9.50	10.760	40.260	40.260
3.	ROUX	Manon	 FSG	2009	4	6	6	4	4	6	6	4	4	6	0	15.0	4.1	9.40	11.750	40.250	40.250
			Aigle-Alliance - CRT																		
4.	GRAF	Sheryl	 STV	2009	4	6	5	6	8	6	4	4	6	6	0	14.5	4.1	9.40	11.925	39.925	39.925
			Möriken-Wildeg																		
5.	STEF-FEN	Jade	 Chêne	2010	2	2	2	4	6	5	6	3	3	6	0	16.1	3.7	9.50	10.255	39.555	39.555
			Gymnastique Genève																		
6.	MESS-MANN	Caroline	 STV	2009	7	4	4	4	5	7	4	4	6	8	0	14.7	2.1	9.90	11.945	38.645	38.645
			Möriken-Wildeg																		
7.	GASPOZ	Larissa	 GA Chablais - CRT	2009	4	4	4	4	4	8	6	5	3	6	0	15.2	2.0	9.40	11.695	38.295	38.295
8.	WINTER	Marah	 STV	2009	4	8	4	4	3	5	6	6	6	6	2	14.6	2.8	9.60	10.855	37.855	37.855
			Luzern																		



45. Cup Basilea *Event subtitle*
Individual trampoline – U13 National Girls – Qualification

				S1	S2	S3	S4	S5	S6	S7	S8	S9	S10	L	E	D	HD	ToF	Total	Score
1.	SIGNER	Nadja	TV Schönengrund- Wald	2009	4	5	4	4	4	2	4	4	6	0	15.9		9.90	13.260	39.060	79.740
					4	4	4	6	4	4	7	4	8	0	15.1	3.3	9.60	12.680	40.680	
2.	ROUX	Manon	FSG Aigle-Alliance - CRT	2009	4	3	2	5	4	6	5	3	4	0	16.0		9.80	11.380	37.180	77.870
					4	5	6	4	6	5	3	4	4	0	15.4	4.1	9.60	11.590	40.690	
3.	GRAF	Sheryl	STV Möriken- Wildeg	2009	4	6	6	4	6	4	3	4	6	0	15.3		9.90	12.640	37.840	77.840
					6	6	6	6	8	6	4	6	7	2	13.9	4.1	9.70	12.300	40.000	
4.	STEFFEN	Jade	Chêne Gymnastique Genève	2010	2	3	0	2	2	2	2	4	4	0	17.7		9.90	10.185	37.785	77.645
					2	2	2	4	4	5	6	3	4	0	16.3	3.7	9.70	10.160	39.860	
5.	DEGEN	Katja	TV Liestal - NKL	2010	4	5	4	4	6	2	2	4	4	0	16.3		9.90	11.125	37.325	76.445
					4	5	4	4	4	7	7	6	6	1	14.8	4.4	9.30	10.620	39.120	
6.	GASPOZ	Larissa	GA Chab- lais - CRT	2009	6	4	4	2	3	3	4	2	4	2	16.0		9.50	11.650	37.150	75.695
					5	4	4	4	4	2	4	4	3	4	15.6	2.0	9.50	11.445	38.545	
7.	MESSMANN	Caroline	STV Möriken- Wildeg	2009	4	4	4	4	4	6	4	4	7	0	15.5		9.90	11.900	37.300	75.660
					6	4	4	4	5	7	4	8	5	3	14.2	2.6	10.00	11.560	38.360	
8.	WINTER	Marah	STV Luzern	2009	5	3	4	4	4	4	3	3	3	0	16.3		9.90	11.500	37.700	75.310
					6	8	4	4	4	4	6	5	6	2	14.7	2.8	9.40	10.710	37.610	
9.	ANDRADE GONÇALVES	Mara	FSG Acti- gym Ecublens	2009	3	4	6	2	4	4	4	4	6	0	15.9		9.70	11.050	36.650	74.745
					2	3	4	6	4	4	4	4	6	0	15.9	1.6	9.60	10.995	38.095	
10.	PASCHE	Chloé	FSG Acti- gym Ecublens	2010	2	4	4	2	4	4	6	4	6	9	15.5		9.80	11.005	36.305	74.100
					2	4	2	3	4	4	2	4	8	2	16.1	1.2	9.80	10.695	37.795	
11.	MÉROZ	Elénie	STV Möriken- Wildeg	2009	4	4	4	3	4	6	6	4	5	8	15.2		9.70	10.845	35.745	72.855
					7	4	4	4	5	8	4	4	5	4	14.3	2.1	9.80	10.910	37.110	
12.	HESS	Mia	STV Luzern	2009	4	8	4	4	4	5	6	6	8	2	14.3		9.60	10.875	34.775	71.815
					6	4	4	4	4	4	6	4	5	2	15.0	1.4	9.80	10.840	37.040	
13.	HAUENSTEIN	Luana	STV Möriken- Wildeg	2009	4	4	4	4	5	4	3	4	5	6	15.7		9.90	11.715	37.315	71.275
					6	6	4	4	6	9	4	4	5		13.2	1.5	9.00	10.260	33.960	
14.	BRUNNER	Julia	TV Schönengrund- Wald	2009	4	6	6	4	4	4	4	4	6	2	15.2		9.30	10.265	34.765	70.955
					4	6	6	4	6	4	2	4	4	4	15.2	1.0	9.90	10.090	36.190	
15.	SCHAUB	Valentina	TV Liestal	2009	6	4	4	4	4	4	4	4	8	1	15.3		10.00	9.490	34.790	70.470
					6	6	4	4	4	6	6	5	5	8	14.6	1.3	10.00	9.780	35.680	
16.	WÖMPNER	Mia	BTV Bern	2009	5	4	4	4	4	5	5	6	8	6	14.9		9.80	10.210	34.910	70.130
					4	4	4	6	5	6	4	6	6	8	14.7	1.0	9.80	9.720	35.220	
17.	SEAL	Adénor	FSG Eaux- Vives	2010	5	4	4	4	4	4	4	5			14.2		8.40	9.160	31.760	69.610
					6	4	4	4	4	3	4	4	5	6	15.6	1.4	9.60	11.250	37.850	
18.	PEREIRA ANTUNES	Beatriz	FSG Acti- gym Ecublens	2009	2	6	4	4	4	4	2	4	6		14.4		8.70	9.340	32.440	69.485
					2	3	2	4	4	4	4	4	7	2	16.0	0.8	9.90	10.345	37.045	
19.	VON BURG	Yara	TC Wal- tenschwil	2010	7	4	5	7	4	6	6	6	6	0	14.3		10.00	9.475	33.775	68.555
					6	4	6	7	4	5	5	7	6	6	14.4	1.1	9.90	9.380	34.780	
20.	ALTHERR	Elina	TV Schönengrund- Wald	2010	7	6	4	4	4	4	6	6	7	0	14.8		9.40	9.990	34.190	68.425
					4	4	6	6	4	6	4	6	7	10	14.3	0.9	9.30	9.735	34.235	
21.	AERNI	Yara	STV Möriken- Wildeg	2010	4	7	6	6	6	4	4	6	8	9	13.6		8.90	8.710	31.210	67.460
					4	4	4	4	4	6	4	4	5	3	15.8	0.6	10.00	9.850	36.250	
22.	KURMANN	Lisa	Turnverein Sursee	2009	6	6	4	7	4	5	8	6	6		12.8		8.70	9.470	30.970	66.800
					6	6	4	4	4	5	4	4	5	8	14.8	1.2	9.50	10.330	35.830	
23.	EVANS	Mary- Jane	TC Wal- tenschwil	2009	4	6	8	6	6	4	4	4	6		13.2		8.90	8.755	30.855	66.345
					4	6	5	6	6	4	4	4	7	0	15.0	1.2	9.90	9.390	35.490	
24.	DÜRRENBURGER	Laila	TV Liestal	2009	8	8	7	6	5	8	7	8	9	8	12.6		9.40	8.650	30.650	63.375
					6	8	6	5	6	6	5	6	8	6	13.4	0.7	9.80	8.825	32.725	

				S1	S2	S3	S4	S5	S6	S7	S8	S9	S10	L	E	D	HD	ToF	Total	Score	
25.	MELETTA	Elisa	 TV Grenchen	2010	4	6	4	4	5	6	8	5	8		13.0		9.00	8.015	30.015	63.175	
					4	6	4	4	4	8	8	6	8	8	1	13.9	0.8	9.90	8.560	33.160	
26.	BROCH	Lou	 Turnverein Sursee	2010	6	6	6	8	6	5	4	4	8	8	0	13.9		9.90	9.045	32.845	53.660
					5	5	7	8	5	4					8.6	0.4	6.00	5.815	20.815		

Generated by sporttech.io official scoring system at Jun 5, 2021 10:29:21 AM. Live results at www.sporttech.io/explore.



45. Cup Basilea *Event subtitle*
Individual trampoline – U11 Boys – Final

				S1	S2	S3	S4	S5	S6	S7	S8	S9	S10	L	E	D	HD	ToF	Total	Score	
1.	KELLER	Mika	TV Grenchen	2011	2	4	4	4	4	6	4	4	5	6	0	15.7	4.9	9.60		30.200	30.200
2.	ROUX	Axel	FSG Aigle-Alliance - CRT	2012	2	4	6	5	6	4	6	5	5	8	0	14.9	3.9	9.40		28.200	28.200
3.	EGLINGER	Lias	STV Möriken-Wildegg	2011	3	4	2	2	2	5	4	2	4	3	0	16.9	0.6	10.00		27.500	27.500
4.	KADRIU	Robert	TV Liestal - NKL	2012	4	2	4	2	2	2	2	4	7	4	4	16.3	1.1	9.90		27.300	27.300
5.	PELENK	Can	ZTV Mettmensetten - ZTV	2012	7	6	5	6	7	7	10	8	8	8	2	12.6	5.5	9.00		27.100	27.100
6.	EITNER	Nikita	TV Liestal - NKL	2012	6	4	4	4	4	3	3	2	4	4	2	16.0	0.9	9.80		26.700	26.700
7.	RATSCHOB	Flurin	TC Walschwil	2011	5	4	6	5	6	4	4	4	4	6	1	15.1	0.8	9.80		25.700	25.700
8.	CALQUIN-HAS	Rodrigue	FSG Eaux-Vives	2011	6	4	3	3	4	6	6	5	4	6	0	15.3	0.8	9.80		-2.0	23.900
																				→	23.900



45. Cup Basilea *Event subtitle*
Individual trampoline – U11 Boys – Qualification

				S1	S2	S3	S4	S5	S6	S7	S8	S9	S10	L	E	D	HD	ToF	Total	Score
1.	ROUX	Axel	FSG Aigle-Alliance - CRT	2012	2	1	2	2	2	2	1	0	2	4	1	18.1		10.00	28.100	57.300
					2	4	3	4	6	4	5	3	4	6	0	15.9	3.9	9.40	29.200	
2.	KELLER	Mika	TV Grenchen	2011	2	0	1	2	4	2	4	4	4	4	4	16.9		9.80	26.700	55.800
					2	5	4	4	6	6	6	5	5	6	1	15.0	4.9	9.20	29.100	
3.	EGLINGER	Lias	STV Möriken-Wildeggen	2011	4	4	4	2	2	6	3	2	4	2	0	16.7		10.00	26.700	53.600
					4	5	2	2	2	4	4	3	5	3	2	16.4	0.6	9.90	26.900	
4.	EITNER	Nikita	TV Liestal - NKL	2012	3	4	2	4	4	4	4	3	4	4	0	16.4		9.90	26.300	53.500
					2	2	2	5	4	4	4	2	2	4	1	16.8	0.6	9.80	27.200	
5.	KADRIU	Robert	TV Liestal - NKL	2012	2	2	1	4	5	4	4	2	2	2	4	16.8		9.80	26.600	53.400
					2	3	2	4	5	4	4	2	2	2	1	16.9	0.6	9.30	26.800	
6.	PELENK	Can	TV Mettmensjetten - ZTV	2012	6	4	4	4	6	4	6	6	6	3	0	15.1		9.30	24.400	52.300
					6	6	4	6	5	6	7	6	6	5	2	14.1	4.5	9.30	27.900	
7.	RATSCHOB	Flurin	TC Wal-tenschwil	2011	4	4	6	4	6	4	4	4	5	5	2	15.2		9.90	25.100	51.300
					4	4	6	6	5	4	3	4	4	6	0	15.4	0.8	10.00	26.200	
8.	CALQUINHAS	Rodrigue	FSG Eaux-Vives	2011	3	3	2	4	2	4	4	3	5	7	5	15.8		10.00	25.800	51.000
					6	4	3	2	3	5	4	4	6	4	20	13.9	1.4	9.90	25.200	
9.	BÜTTNER	Matteo	TV Stäfa - ZTV	2011	5	4	3	4	4	7	8	8	6	4	1	14.6		9.60	24.200	50.800
					6	8	6	6	7	6	6	7	7	8	4	12.9	4.5	9.20	26.600	
10.	MESCE	Lenny	FSG Aigle-Alliance - CRT	2013	4	4	4	4	3	2	4	4	4	4	4	15.9		9.50	25.400	50.600
					4	4	4	5	4	4	6	8	5	8	2	14.6	1.2	9.40	25.200	
11.	LEISTNER	Mischa	STV Winterthur - ZTV	2011	8	6	4	5	6	8	7	8	7	4	0	13.7		9.90	23.600	49.800
					7	4	3	4	4	7	6	7	6	3	0	14.9	1.4	9.90	26.200	
12.	SCHULER	Sandro	TC Wal-tenschwil	2011	8	7	6	8	6	6	6	6	5	4	0	13.8		9.90	23.700	49.400
					6	6	4	6	5	4	4	6	4	5	0	15.0	0.8	9.90	25.700	
13.	STEINMANN	Joel	TV Grenchen	2012	3	8	5	4	4	7	5	4	6	7	3	14.4		9.90	24.300	49.300
					8	6	4	6	6	6	4	4	6	8	4	13.8	1.4	9.80	25.000	
14.	MASSON	Tilan	FSG Actigym Ecublens	2011	4	6	4	3	6	4	4	6	6	7	0	15.0		10.00	-2.0	48.700
					4	6	4	4	6	6	7	5	4	7	0	14.7	1.2	9.80	→	
																		23.000		
																		25.700		
15.	LÜDIN	Mirco	TV Liestal	2011	8	7	7	7	8	8	8	6	8	8	0	12.5		10.00	22.500	46.400
					8	8	6	5	5	8	6	6	8	6	0	13.4	0.6	9.90	23.900	
16.	VON WARTBURG	Jona	STV Luzern	2013	5	6	4	4	4	6	8	7	7	6	1	14.2		9.10	23.300	44.200
					8	8	6	7	6	8	8	8	8			11.3	1.0	8.60	20.900	
17.	ASCHWANDEN	Keiji	FSG Morges - CRT	2014	2	4	4	4	4	3	3	6	4	6	0	16.0		10.00	26.000	43.600
					6	5	4	5	6	6	7					10.1	0.5	7.00	17.600	
18.	WOLFENSBERGER	Lino	STV Winterthur	2011	7	7	8								3.8		2.70	6.500	31.400	
					7	6	8	9	7	4	4	4	6	8	0	13.7	1.7	9.50	24.900	
19.	VAN DER MAAREL	Noah	TV Liestal	2013	6	8									2.6		2.00	4.600	28.400	
					6	6	8	4	4	6	4	6	8	8	1	13.9	0.5	9.40	23.800	








45. Cup Basilea *Event subtitle*
Individual trampoline – U11 Girls – Final

				S1	S2	S3	S4	S5	S6	S7	S8	S9	S10	L	E	D	HD	ToF	Total	Score	
1.	NOTHSTEIN	Marlene	TV Liestal - NKL	2011	4	4	3	6	4	4	3	7	6	6	0	15.3	4.2	9.70		29.200	29.200
2.	RÜFENACHT	Mari	TV Liestal - NKL	2012	4	2	2	1	2	1	2	1	4	6	0	17.5	1.4	9.70		28.600	28.600
3.	OLIVEIRA	Carolina	TV Liestal - NKL	2012	4	4	3	2	2	2	3	4	4	0	17.0	0.8	9.90		27.700	27.700	
4.	FISCHER	Maylen	STV Möriken-Wildegg	2012	4	4	5	3	4	3	4	3	5	8	0	15.7	1.4	9.90		27.000	27.000
5.	JACCARD	Mia	TV Liestal - NKL	2011	4	4	2	2	2	2	4	4	8	6	3	15.9	1.4	9.60		26.900	26.900
6.	VENTURI-ERE	Viola	TV Liestal - NKL	2011	5	6	2	2	2	2	5	4	6	8	0	15.8	1.4	9.50		26.700	26.700
7.	WYSS	Djela	TV Liestal - NKL	2011	6	4	4	4	2	3	4	3	4	4	0	16.2	0.8	8.90		25.900	25.900
8.	RAMANAN	Aneisha	TV Liestal - NKL	2012	6	6	6	4	2	4	5	4	4	7	0	15.2	0.8	9.60		25.600	25.600



45. Cup Basilea *Event subtitle*
Individual trampoline – U11 Girls – Qualification

					S1	S2	S3	S4	S5	S6	S7	S8	S9	S10	L	E	D	HD	ToF	Total	Score
1.	RÜFENACHT	Mari	TV Liestal - NKL	2012	0 0	2 2	2 2	1 0	2 0	0 1	1 0	0 1	1 1	2 2	0 0	18.9 19.1		10.00 10.00		28.900 29.700	58.600
2.	JACCARD	Mia	TV Liestal - NKL	2011	0 0	1 1	1 0	2 4	4 4	2 2	1 2	1 2	1 0	2 2	0 0	18.5 18.3		9.90 10.00		28.400 28.900	57.300
3.	VENTURI- ERE	Viola	TV Liestal - NKL	2011	2 2	2 2	4 2	3 4	3 3	2 2	2 2	2 1	2 1	2 2	0 0	17.6 17.9		9.50 9.90		27.100 28.400	55.500
4.	WYSS	Djela	TV Liestal - NKL	2011	2 2	2 2	2 2	3 4	2 4	2 2	2 2	2 2	4 2	4 4	0 2	17.5 17.2		10.00 9.80		27.500 27.600	55.100
5.	NOTHSTEIN	Mar- lene	TV Liestal - NKL	2011	2 0	2 2	2 1	4 2	3 4	4 2	2 2	2 0	4 1	4 3	0 0	17.1 18.3		9.00 10.00		26.100 28.900	55.000
5.	OLIVEIRA	Caro- lina	TV Liestal - NKL	2012	1 1	2 2	2 2	2 3	4 4	3 2	2 2	2 1	2 1	4 2	2 0	17.4 18.0		9.70 9.30		27.100 27.900	55.000
7.	RAMANAN	Anee- sha	TV Liestal - NKL	2012	0 2	2 2	2 2	5 6	8 6	4 4	2 2	2 1	2 2	4 4	0 0	16.9 16.9		9.90 9.90		26.800 27.400	54.200
8.	FISCHER	Maylen	STV Möriken- Wildegg	2012	4 3	5 3	2 4	3 4	2 4	3 3	2 3	2 2	4 5	2 10	0 2	17.1 15.7		9.90 1.4	10.00 10.00	27.000 27.100	54.100
9.	KIRMSER	Milla	TV Liestal - NKL	2012	2 4	4 3	2 3	2 5	4 3	2 2	4 2	2 4	2 4	3 2	2 1	17.1 16.7		9.60 10.00		26.700 27.300	54.000
10.	SULZER	Luna	TV Grünigen - ZTV	2011	4 4	3 6	4 4	5 6	6 6	5 4	4 6	2 7	5 5	2 6	2 2	15.8 14.4		9.60 9.50		25.400 28.400	53.800
11.	SPIELMANN	Timea	STV Win- terthur	2011	6 6	4 5	4 7	4 4	3 7	4 8	4 7	4 4	2 8	2 10	0 0	16.3 13.4		10.00 4.5	9.50 9.50	26.300 27.400	53.700
12.	HUB- SCHMID	Lara	TV Rüti	2013	2 2	3 4	4 7	2 3	2 4	4 2	2 4	4 8	4 6	5 4	0 0	16.8 15.6		9.90 1.6	9.40 9.40	26.700 26.600	53.300
13.	MOSER	Xenia	TV Liestal - NKL	2012	2 2	4 4	3 2	5 4	5 4	3 2	4 2	2 2	4 3	7 4	0 1	16.1 17.0		9.70 0.6	9.70 9.70	25.800 27.300	53.100
14.	DEUBEL	Mia	TV Liestal - NKL	2012	2 3	2 4	4 4	4 4	4 4	4 4	4 4	4 2	4 4	7 4	3 2	15.8 16.1		9.70 0.6	9.70 9.80	25.500 26.500	52.000
15.	BRACK	Alessia	STV Möriken- Wildegg	2011	7 8	6 5	3 8	2 4	4 4	4 3	2 3	4 4	4 6	2 4	0 0	16.2 15.1		9.70 1.4	9.60 9.60	25.900 26.100	52.000
16.	LÜTHI	Emily	TV Liestal - NKL	2012	3 4	4 4	2 4	6 6	6 6	6 6	4 4	3 4	5 4	6 6	0 2	15.5 15.0		9.80 0.6	9.90 9.90	25.300 25.500	50.800
17.	FERNANDES	Kelly	Chêne Gymnastique Genève	2011	3 4	4 6	4 4	6 5	4 7	4 4	3 4	4 4	6 6	6 8	2 2	15.4 14.6		10.00 1.0	9.70 9.70	25.400 25.300	50.700
18.	HEIKKUR- INEN	Tara	Chêne Gymnastique Genève	2011	3 7	4 6	5 5	6 4	4 6	4 4	4 4	4 4	6 5	6 7	4 0	15.0 14.8		9.90 1.0	9.90 9.90	24.900 25.700	50.600
19.	BAUMGART- NER	Mira	BTV Bern	2011	4 5	4 4	4 5	8 6	8 8	4 4	4 4	4 4	6 6	8 4	1 0	14.5 15.0		9.90 0.6	9.90 9.90	24.400 25.500	49.900
20.	PEREIRA	Séléna	Chêne Gymnastique Genève	2012	2 4	2 6	2 4	5 4	4 6	4 4	4 3	2 4	6 3	4 9	5 20	16.0 13.3		9.90 1.0	9.50 9.50	25.900 23.800	49.700
21.	HEINIGER	Ronja	STV Luzern	2012	4 6	6 5	4 4	4 4	3 5	5 6	7 6	8 6	6 8	6 5	2 3	14.5 13.8		9.90 1.2	9.70 9.70	24.400 24.700	49.100
22.	SCHUBNELL	Ilenia	STV Win- terthur	2012	7 9	7 10	4 8	5 6	5 5	4 6	6 6	5 6	6 6	6 6	0 0	14.5 13.2		9.80 0.6	10.00 10.00	24.300 23.800	48.100
23.	THOMA	Lia	TV Schönengrund- Wald	2011	4 3	6 6	6 8	8 10	6 6	4 6	6 6	5 5	4 4	6 5	4 0	14.1 14.1		9.40 0.7	9.70 9.70	23.500 24.500	48.000

					S1	S2	S3	S4	S5	S6	S7	S8	S9	S10	L	E	D	HD	ToF	Total	Score
24.	THOMA	Nora	 TV	2013	4	8	6	4	8	8	8	5	5	5	2	13.7		10.00		23.700	48.000
			Schönengrund-Wald		4	7	6	7	8	6	6	4	6	4	2	14.0	0.6	9.70		24.300	
25.	HARTMANN	Livia	 TV	2011	6	7	8	6	8	6	6	4	5	5	0	13.9		9.60		23.500	48.000
			Schönengrund-Wald		5	6	4	8	7	7	7	6	6	6	0	13.8	0.7	10.00		24.500	
26.	HITZ	Sina	 STV	2011	5	4	6	6	5	6	6	7	8	10	4	13.3		9.80		23.100	47.900
			Luzern		6	10	6	5	4	8	6	5	4	10	2	13.4	1.6	9.80		24.800	
27.	CAMPISANO	Ilaria	 TV Liestal	2013	6	6	6	7	7	7	6	4	8	7	1	13.5		9.90		23.400	47.800
					4	4	6	7	6	6	6	4	8	6	1	14.2	0.6	9.60		24.400	
28.	SCHNEIDER	Maelys	 Chêne	2011	6	5	4	8	4	4	4	4	6	6	2	14.7		9.80		24.500	47.300
			Gymnastique Genève		4	7	4	4	6	5	4	4	7			13.5	0.5	8.80		22.800	

Generated by sporttech.io official scoring system at Jun 5, 2021 11:35:10 AM. Live results at www.sporttech.io/explore.